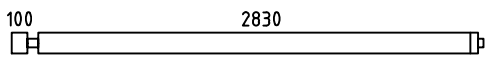
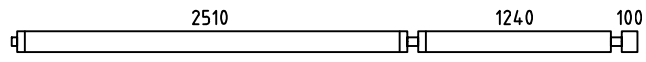
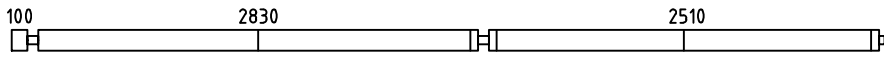
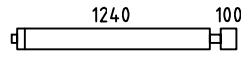
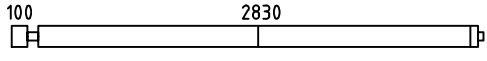

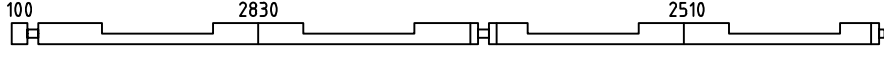
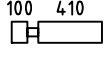
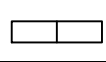
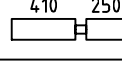






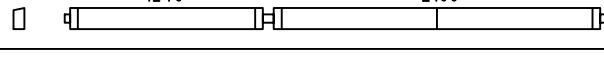








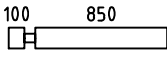
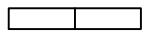
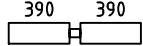
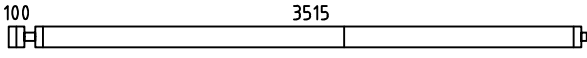


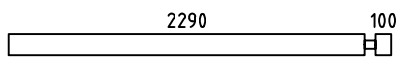
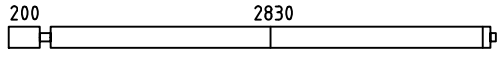


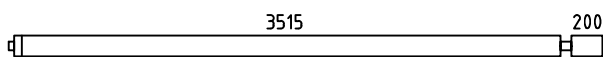
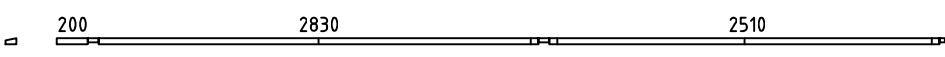
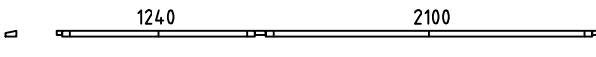
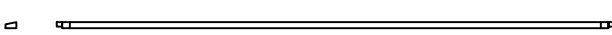
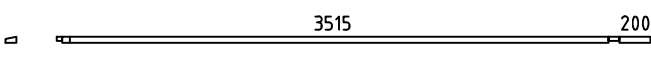

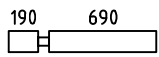

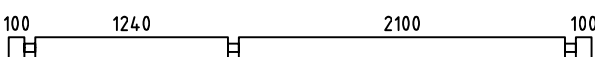



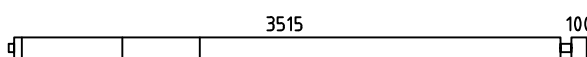



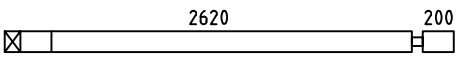
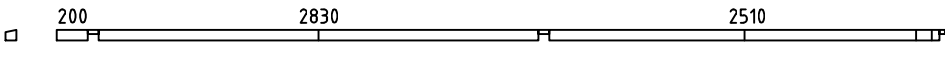
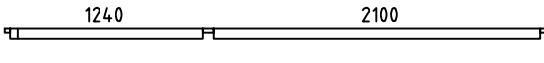
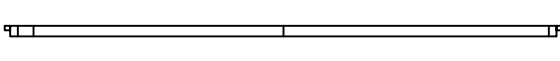
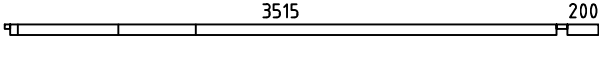

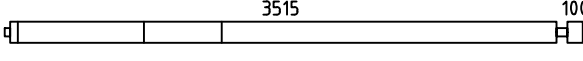
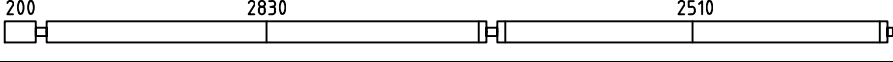












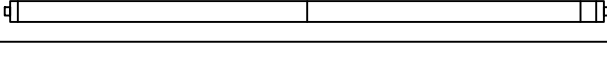

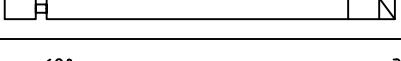

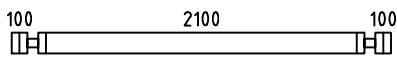
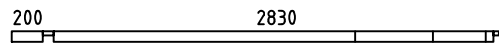
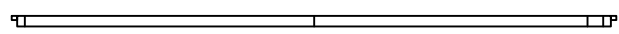

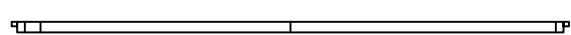
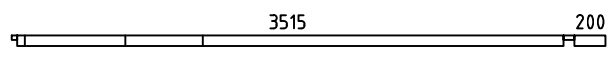
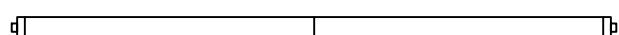



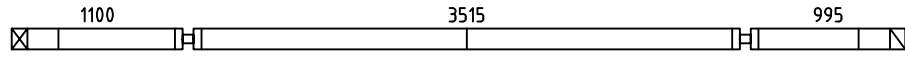
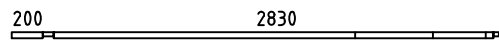
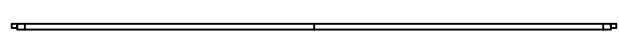


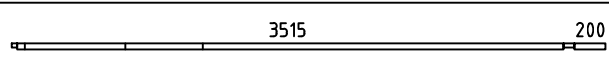











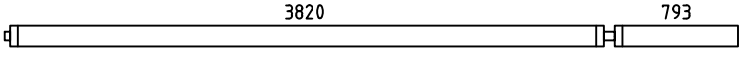
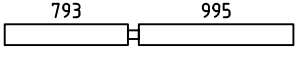


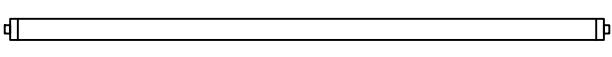



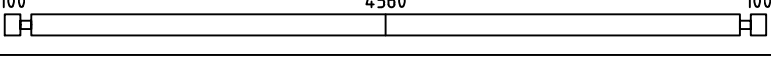
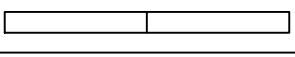















Sp.Castlecomer70TD


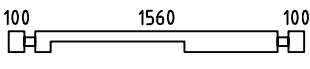
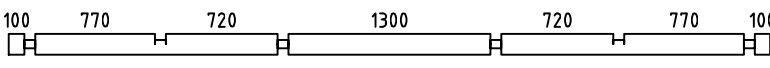
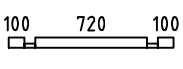
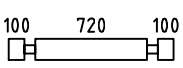


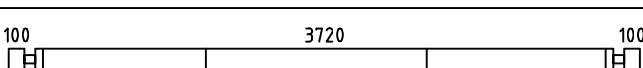
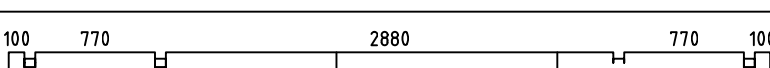
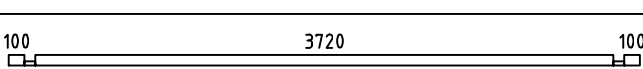
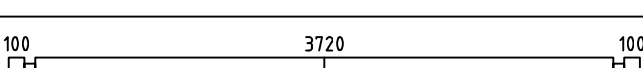

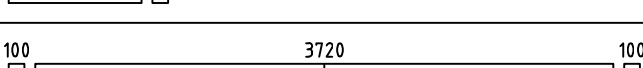
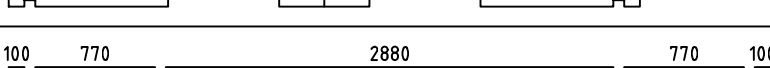
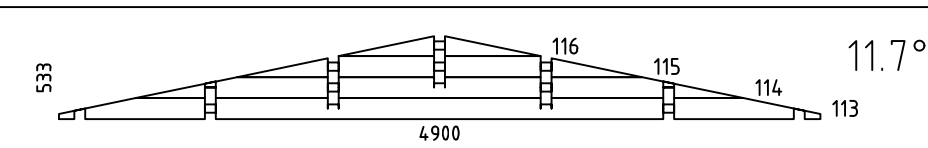
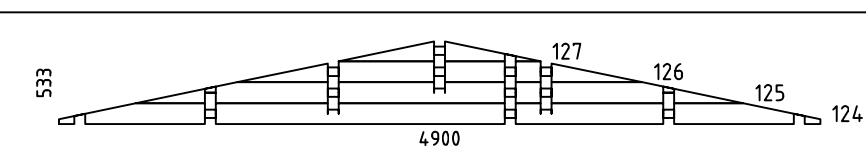
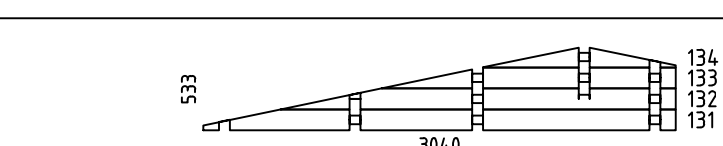
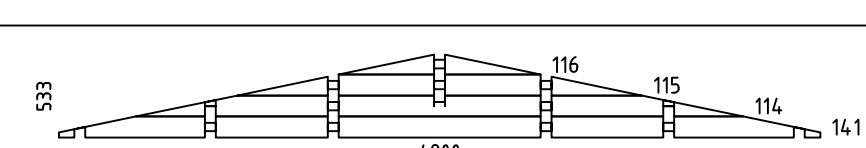
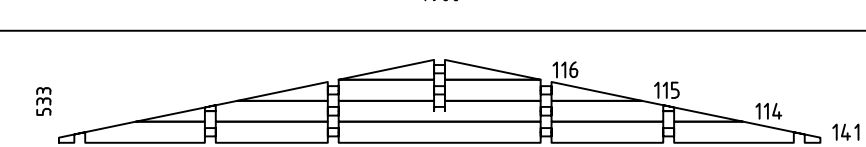
Pos	Specification-Spezifikation-Specificatie	St.	Profile (mm)	Length (mm)
001		9	70x135	3035
002		1	70x135	4025
003		3	70x135	5615
004		2	70x135	1445
005		3	70x135	3035
006		1	70x135	4025
007		1	70x135	5615
008		11	70x135	580
009		33	70x135	580
010		11	70x135	730
011		11	70x135	1730
012		1	70x135	1445
013		1	70x135	3890
014		1	70x135	5755
015		1	70x135	3720
016		1	70x135	5715
017		1	70x135	3480
018		1	70x135	4480
019		1	70x135	3025
020		7	70x135	3720
021		2	70x135	2460
022		2	70x135	5080
023		3	70x135	3720
024		1	70x135	5080
025		1	70x135	2460
Kood	Castlecomer 70 TD	Materjal	File Castlecomer 70 TD.dwg	Leht 1/9

Pos	Specification-Spezifikation-Specificatie	St.	Profile (mm)	Length (mm)
026		22	70x135	1020
027		22	70x135	850
028		11	70x135	850
029		1	70x135	3720
030		2	70x135	3480
031		1	70x135	4945
032		1	70x135	2460
033		1	70x135	3135
034		2	70x135	3890
035		1	70x135	5755
036		1	70x135	3820
037		1	70x39	5715
038		1	70x39	3480
039		1	70x39	3585
040		1	70x39	3820
041		15	70x135	360
042		15	70x135	950
043		15	70x135	720
044		3	70x135	3750
045		1	70x135	5615
046		1	70x135	3480
047		2	70x135	3585
048		3	70x135	3720
049		1	70x135	5580
050		1	70x135	3750
Kood	Castlecomer 70 TD	Materjal	File Castlecomer 70 TD.dwg	Leht 2/9



















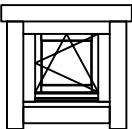
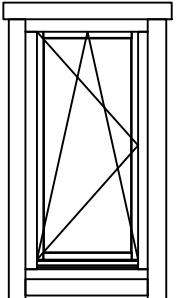
Pos	Specification-Spezifikation-Specificatie	St.	Profile (mm)	Length (mm)
051		2	70x135	4480
052		3	70x135	2890
053		1	70x68	5715
054		1	70x68	3480
055		1	70x68	3585
056		1	70x68	3820
057		1	70x135	5755
058		1	70x135	3720
059		1	70x135	5715
060		1	70x135	4780
061		1	70x135	2725
062		1	70x68	3135
063		1	70x68	3890
064		1	70x68	5755
065		1	70x68	3820
066		15	70x135	1170
067		37	70x135	820
068		5	70x135	2850
069		1	70x115	2850
070		18	70x135	2440
071		2	70x135	3035
072		1	70x135	3890
073		1	70x135	2170
074		2	70x135	2510
075		1	70x135	4480
Kood	Castlecomer 70 TD	Materjal	File Castlecomer 70 TD.dwg	Leht 3/9

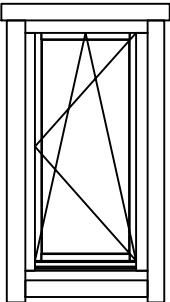
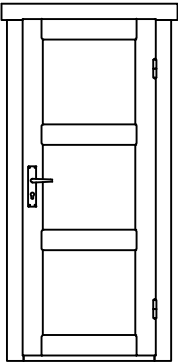
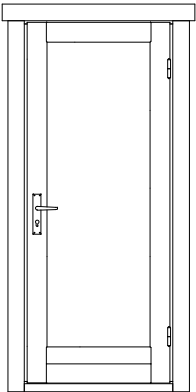
Pos	Specification-Spezifikation-Specificatie	St.	Profile (mm)	Length (mm)
076		1	70x135	2440
077		1	70x68	3135
078		1	70x68	3890
079		1	70x68	2170
080		1	70x68	3585
081		1	70x68	3820
082		1	70x135	3890
083		1	70x135	2170
084		1	70x135	3585
085		1	70x135	5750
086		1	70x135	5750
087		1	70x39	3135
088		1	70x39	3890
089		1	70x39	2170
090		1	70x39	3585
091		1	70x39	3820
092		9	70x135	4780
093		5	70x135	4415
094		5	70x135	2625
095		5	70x135	4780
096		6	70x135	3890
097		5	70x135	5755
098		2	70x135	5445
099		7	70x135	5565
100		1	70x135	3200

Pos	Specification-Spezifikation-Specificatie	St.	Profile (mm)	Length (mm)
101		2	70x135	4718
102		4	70x135	1858
103		2	70x135	3073
104		1	70x135	3135
105		1	70x135	3890
106		1	70x135	5755
107		1	70x135	3820
108		1	70x68	4900
109		4	70x135	4900
110		11	70x135	1830
111		1	70x135	4900
112		1	70x135	4900
117		1	70x68	3270
118		2	70x68	770
119		14	70x135	3270
120		28	70x135	770
121		1	70x135	4900
122		1	70x135	4900
123		1	70x135	4900
128		1	70x68	3040
129		16	70x135	3040
130		1	70x135	3040
135		2	70x68	1900
136		3	70x68	270
137		33	70x135	1900
Kood	Castlecomer 70 TD	Materjal	File Castlecomer 70 TD.dwg	Leht 5/9

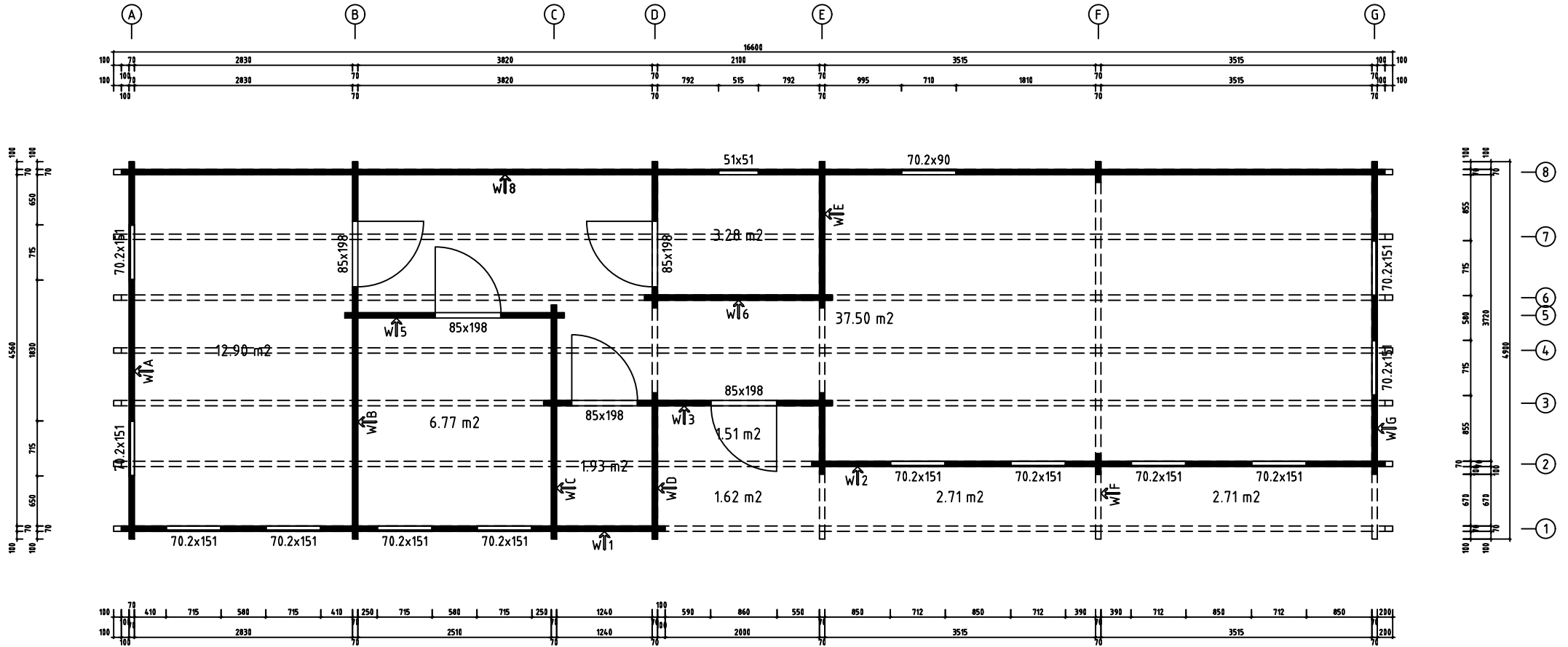
Pos	Specification-Spezifikation-Specificatie	St.	Profile (mm)	Length (mm)	
138	100100 	14	70x135	270	
139		1	70x135	1900	
140		1	70x135	4900	
142		1	70x68	1060	
143		16	70x135	1060	
144		1	70x135	4900	
145	100100 	30	70x135	270	
146		1	70x135	4060	
147		1	70x135	4900	
152		1	70x68	4060	
153		4	70x135	4060	
154		22	70x135	1025	
155		1	70x135	4060	
156		1	70x135	4900	
WA-1		1			
WB-1		1			
WC-1		1			
WD-1		1			
WE-1		1			
Kood Castlecomer 70 TD		Materjal		File Castlecomer 70 TD.dwg	Leht 6/9

Pos	Specification-Spezifikation-Specificatie	St.	Profile (mm)	Length (mm)		
WF-1		1				
WG-1		1				
FB1	FOUNDATION BEAM-FUND.BALKEN-FUND.BALK 	15	44x70	4612		
FB4	FOUNDATION BEAM-FUND.BALKEN-FUND.BALK 	2	44x70	3890		
FB9	FOUNDATION BEAM-FUND.BALKEN-FUND.BALK 	5	44x70	3758		
FB6	FOUNDATION BEAM-FUND.BALKEN-FUND.BALK 	2	44x70	3629		
FB7	FOUNDATION BEAM-FUND.BALKEN-FUND.BALK 	2	44x70	3598		
FB11	FOUNDATION BEAM-FUND.BALKEN-FUND.BALK 	10	44x70	3497		
FB12	FOUNDATION BEAM-FUND.BALKEN-FUND.BALK 	10	44x70	3466		
FB3	FOUNDATION BEAM-FUND.BALKEN-FUND.BALK 	2	44x70	2913		
FB8	FOUNDATION BEAM-FUND.BALKEN-FUND.BALK 	9	44x70	2781		
FB2	FOUNDATION BEAM-FUND.BALKEN-FUND.BALK 	3	44x70	2739		
FB13	FOUNDATION BEAM-FUND.BALKEN-FUND.BALK 	6	44x70	2448		
FB5	FOUNDATION BEAM-FUND.BALKEN-FUND.BALK 	2	44x70	2170		
FB10	FOUNDATION BEAM-FUND.BALKEN-FUND.BALK 	14	44x70	2038		
FB14	FOUNDATION BEAM-FUND.BALKEN-FUND.BALK 	6	44x70	1178		
VB-1	Floor board-Fussbodenbrett-Vloerplank 	25	114x28	4550		
VB-2	Floor board-Fussbodenbrett-Vloerplank 	63	114x28	3710		
VB-3	Floor board-Fussbodenbrett-Vloerplank 	12	114x28	2920		
VB-4	Floor board-Fussbodenbrett-Vloerplank 	22	114x28	2690		
VB-5	Floor board-Fussbodenbrett-Vloerplank 	23	114x28	1780		
VB-6	Floor board-Fussbodenbrett-Vloerplank 	30	114x28	1550		
VB-7	Floor board-Fussbodenbrett-Vloerplank 	18	114x28	1290		
Kood	Castlecomer 70 TD	Materjal	File	Castlecomer 70 TD.dwg	Leht	7/9

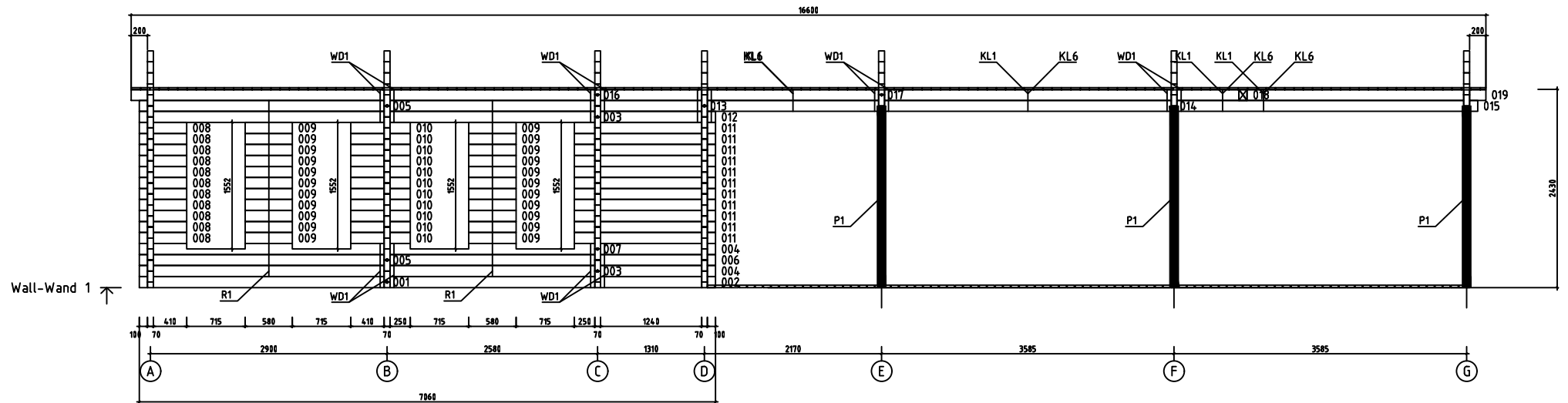
Pos	Specification-Spezifikation-Specificatie	St.	Profile (mm)	Length (mm)		
DP-1	Roof board-Dachbrett-Dakplank 	292	114x28	2660		
TB-1	Terrace board-Terrassendiele-Vlonderplank 	22	88x28	1625		
TB-2	Terrace board-Terrassendiele-Vlonderplank 	74	88x28	835		
	-POST 110x110  	3		2410		
	Base Board-Fussbleiste-Plinten 	27	18x40	81 rmt.		
L-1	Eave Slat-Traufenleiste-Afdekljst 	6	40x18	5533		
L-2	Facia Board-Giebelblende-Gevelplank 	4	18x120	2700		
L-3	Facia Slat-Giebelleiste-Gevelljst 	4	40x18	2700		
R1-1	Pipe-Rohr-Buizen 	8		2000		
KL-1	Threaded rod Set-Gewindestange Satz-Draadstang Set 	34		380		
KL-2	Threaded rod Set-Gewindestange Satz-Draadstang Set 	2		620		
	Adjustable foot-Stellfuß+Schrauben 4x50 4stück für Post 	3				
D1	Diamond 	2				
	Door Set-Tür Satz-Deur Set 	4				
	Roto Door Handle Set-Roto Tür Satz-Roto Deur Set 	1				
	Roto Window Handle Set-Roto Fenstergriff Satz-Roto Raamgreep Set 	14				
WD1	Wall Dowel-Wanddübel-Muurplug 	170				
W0DK 51x51 ISO R	WINDOW 510x510 ROTO 	1				
W0DK 7 0.2x90 ISO L	WINDOW 702x1510 ROTO 	6				
Kood	Castlecomer 70 TD	Materjal	File	Castlecomer 70 TD.dwg	Leht	8/9

Pos	Specification-Spezifikation-Specificatie	St.	Profile (mm)	Length (mm)
W0DK 7 0.2x90 ISO R	<p style="text-align: center;">WINDOW 702x1510 ROTO</p> 	7		
IND 85 x198 R	<p style="text-align: center;">DOOR 850x1980</p> 	4		
SD08 85x19 8 ISO R	<p style="text-align: center;">DOOR 850x1980 ROTO</p> 	1		
Kood Castlecomer 70 TD	Materjal	File Castlecomer 70 TD.dwg	Leht 9/9	

H = 1.500 m
TOTAL: 70.92 m²

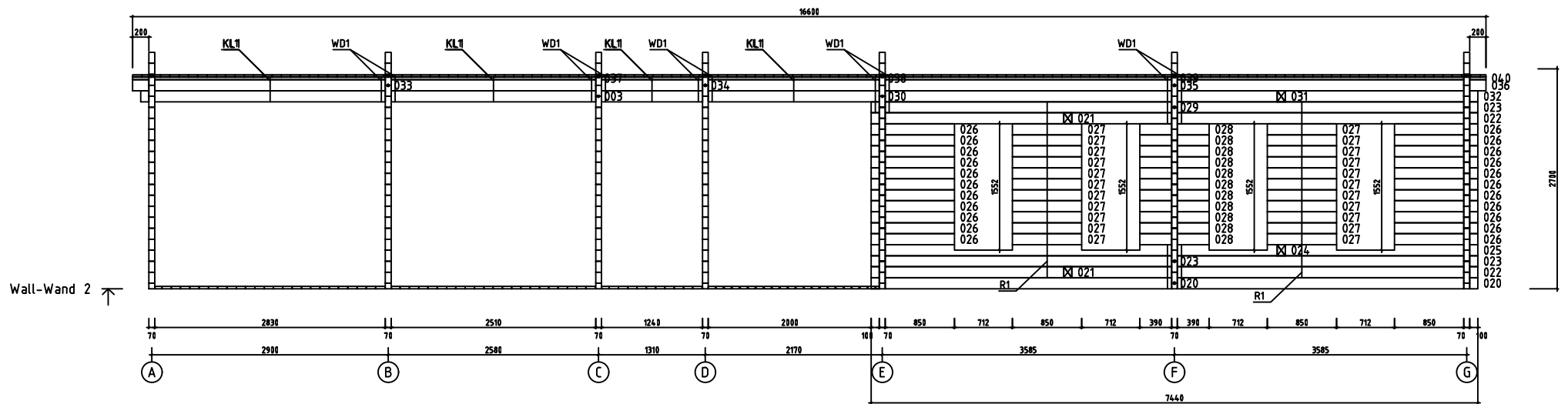


Model	Castlecomer 70 TD	Page	PLAN
Drawing	PLAN	Scale	1:50
Material		Date	24.01.2019
Company	File Castlecomer 70 TD.dwg		

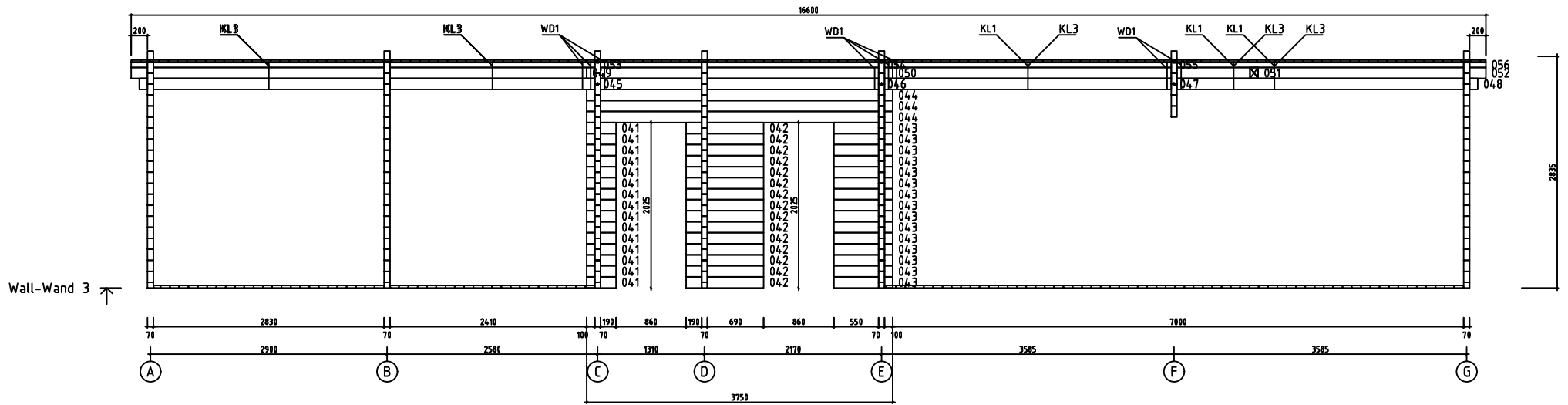


Wall-Wand 1 ↗

Model	Castlecomer 70 TD	Page	9
Drawing	WALL-WAND 1	Scale	1:50
Material	7x13.5	Date	24.01.2019
Company	File Castlecomer 70 TD.dwg		

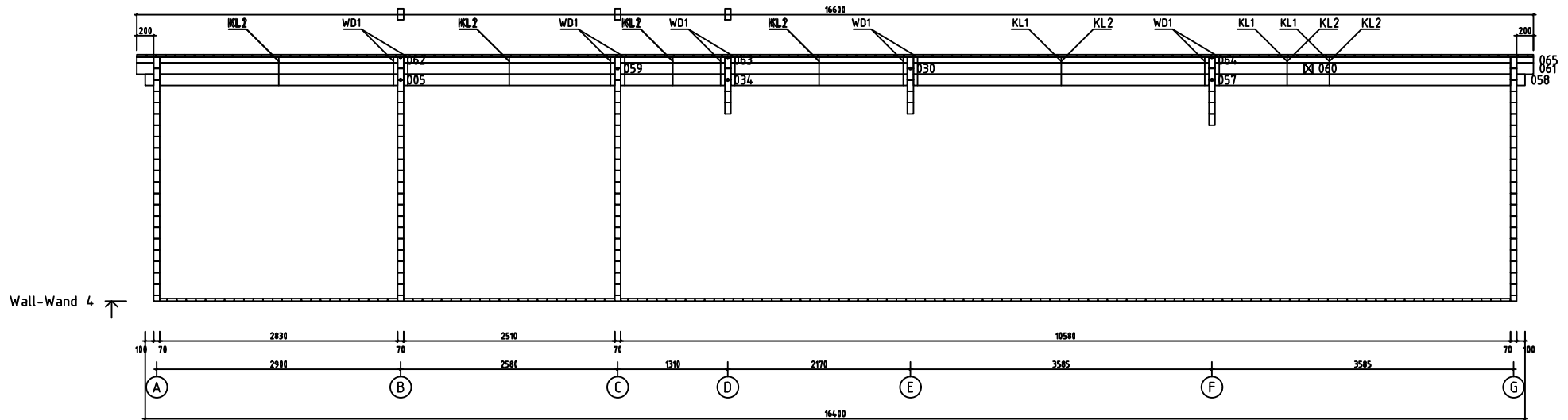


Model	Castlecomer 70 TD	Page	10
Drawing	WALL-WAND 2	Scale	1:50
Material	7x13.5	Date	24.01.2019
Company	File Castlecomer 70 TD.dwg		

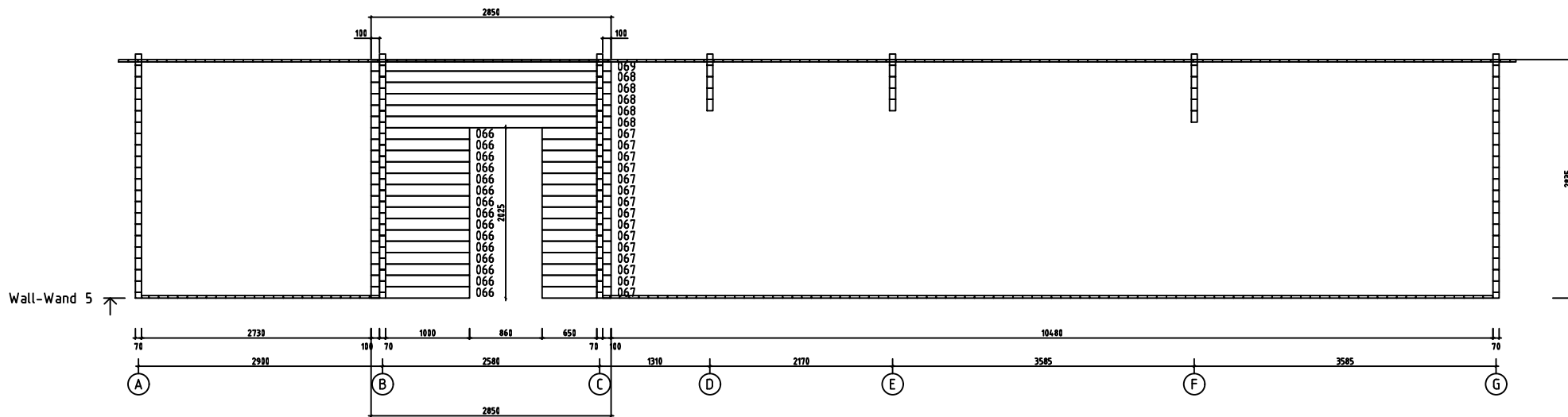


Wall-Wand 3 ↗

Model	Castlecomer 70 TD	Page	11
Drawing	WALL-WAND 3	Scale	1:50
Material	7x13.5	Date	24.01.2019
Company	File Castlecomer 70 TD.dwg		

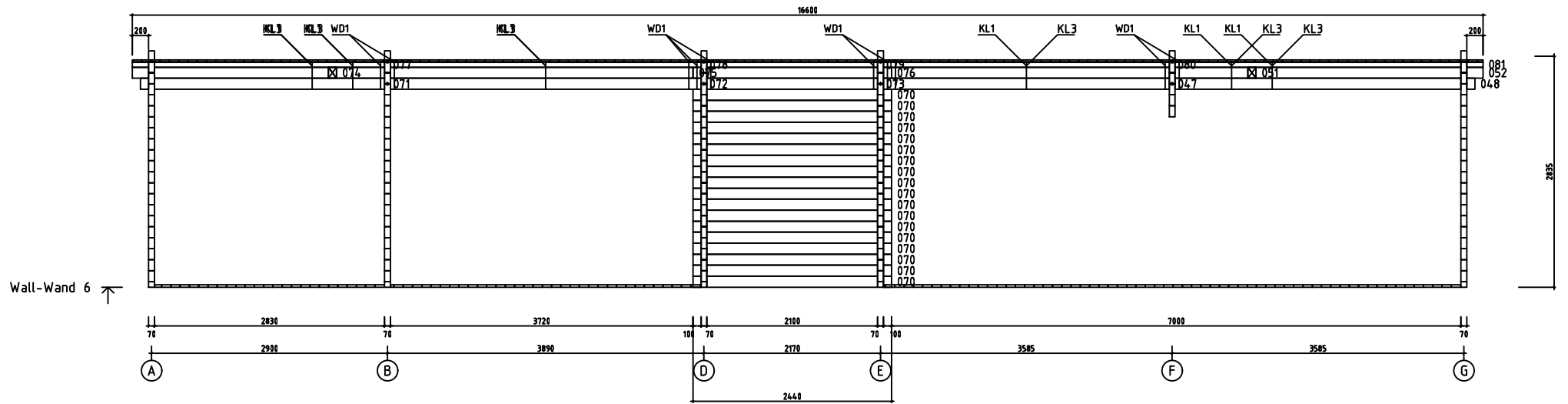


Model	Castlecomer 70 TD	Page	12
Drawing	WALL-WAND 4	Scale	1:50
Material	7x13.5	Date	24.01.2019
Company	File Castlecomer 70 TD.dwg		



Wall-Wand 5 ↗

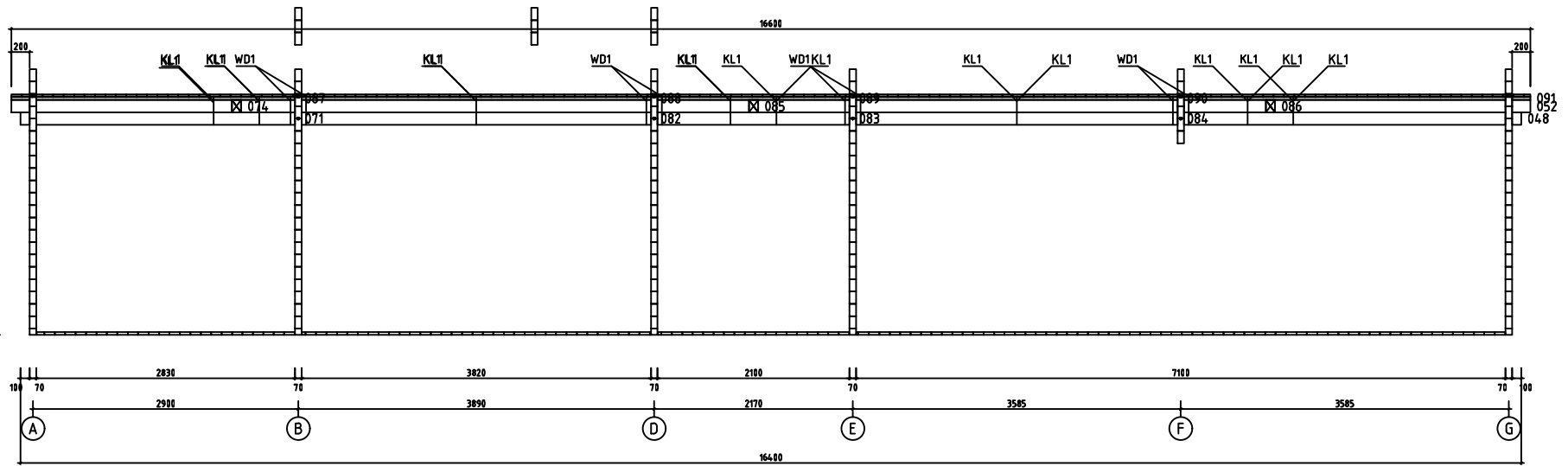
Model	Castlecomer 70 TD	Page	13
Drawing	WALL-WAND 5	Scale	1:50
Material	7x13.5	Date	24.01.2019
Company	File Castlecomer 70 TD.dwg		



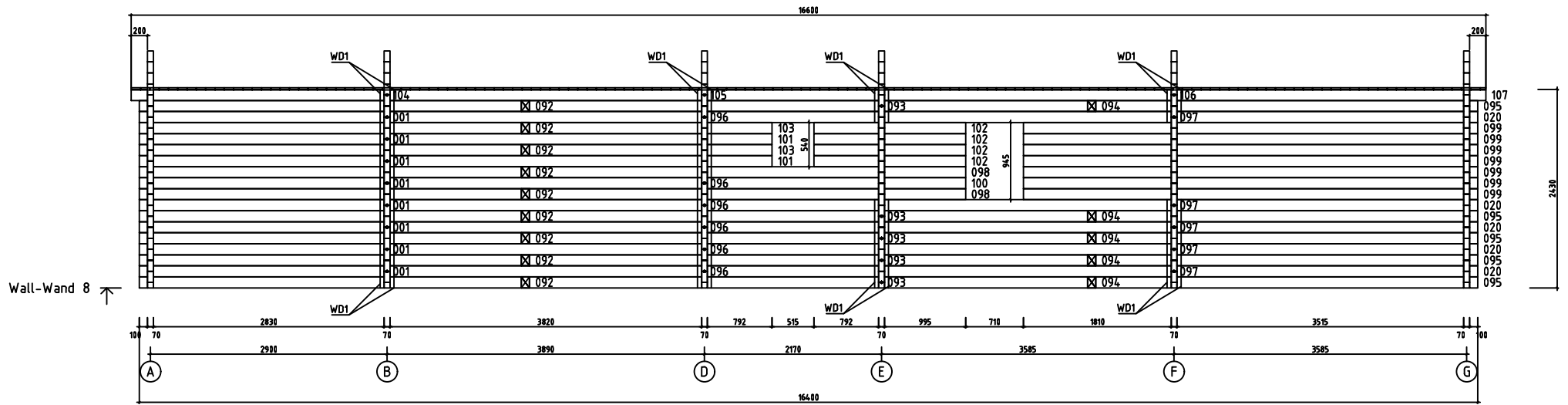
Wall-Wand 6 ↗

Model	Castlecomer 70 TD	Page	14
Drawing	WALL-WAND 6	Scale	1:50
Material	7x13.5	Date	24.01.2019
Company	File Castlecomer 70 TD.dwg		

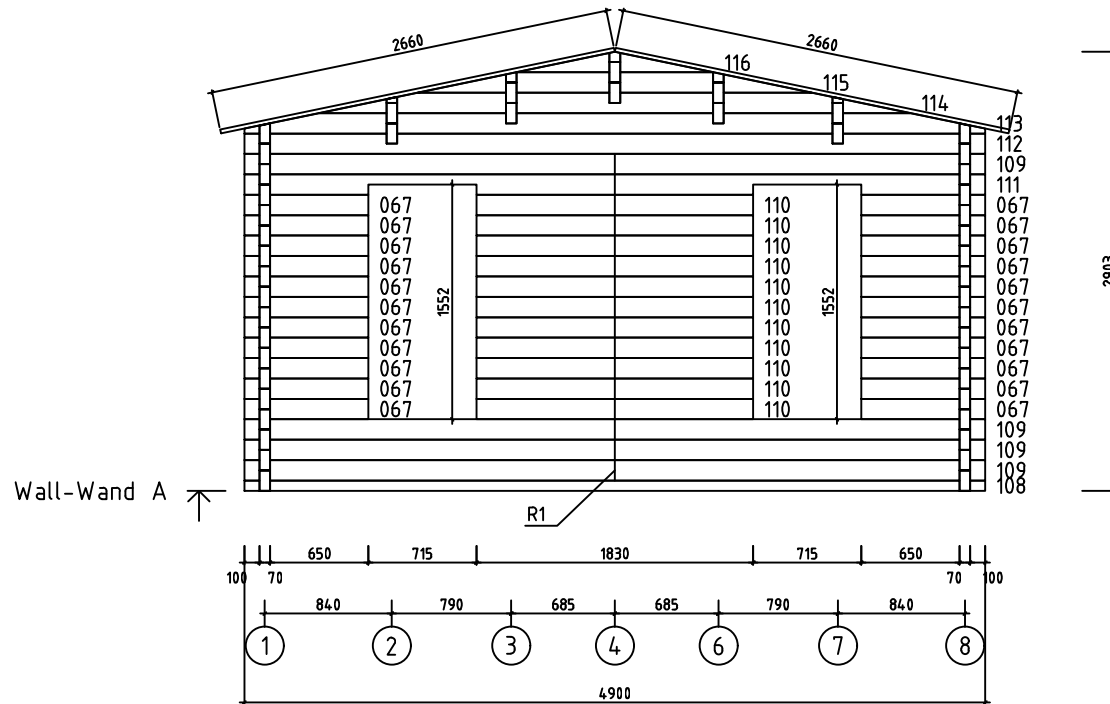
Wall-Wand 7 ↗



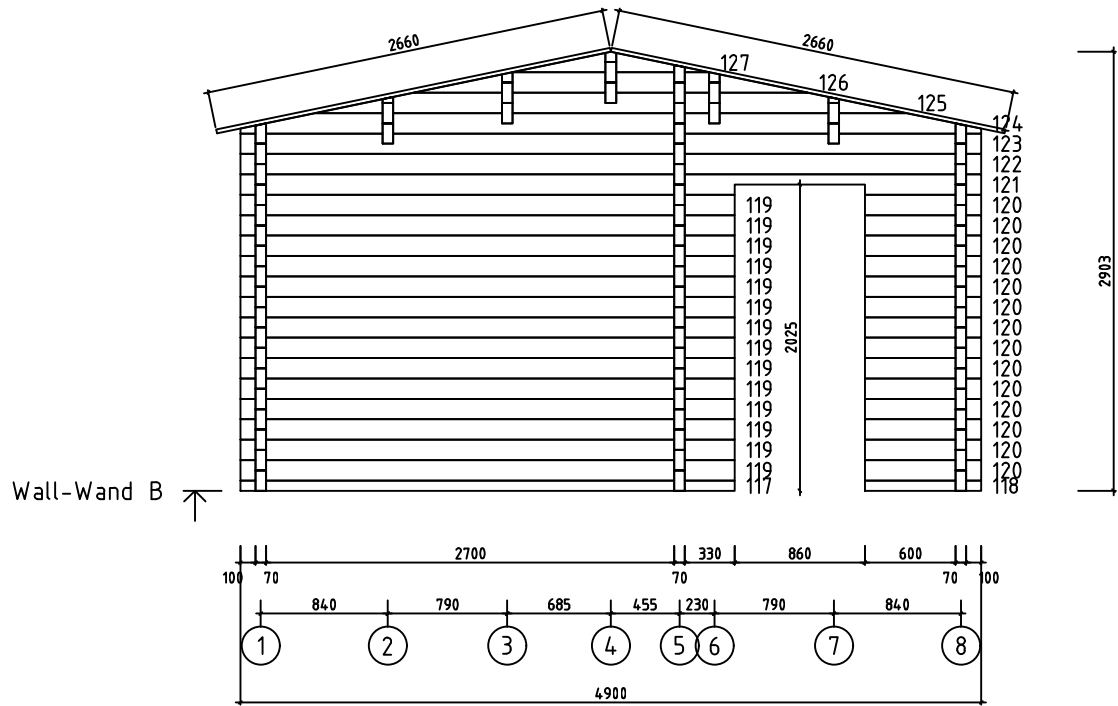
Model	Castlecomer 70 TD	Page	15
Drawing	WALL-WAND 7	Scale	1:50
Material	7x13.5	Date	24.01.2019
Company	File Castlecomer 70 TD.dwg		



Model	Castlecomer 70 TD	Page	16
Drawing	WALL-WAND 8	Scale	1:50
Material	7x13.5	Date	24.01.2019
Company		File	Castlecomer 70 TD.dwg

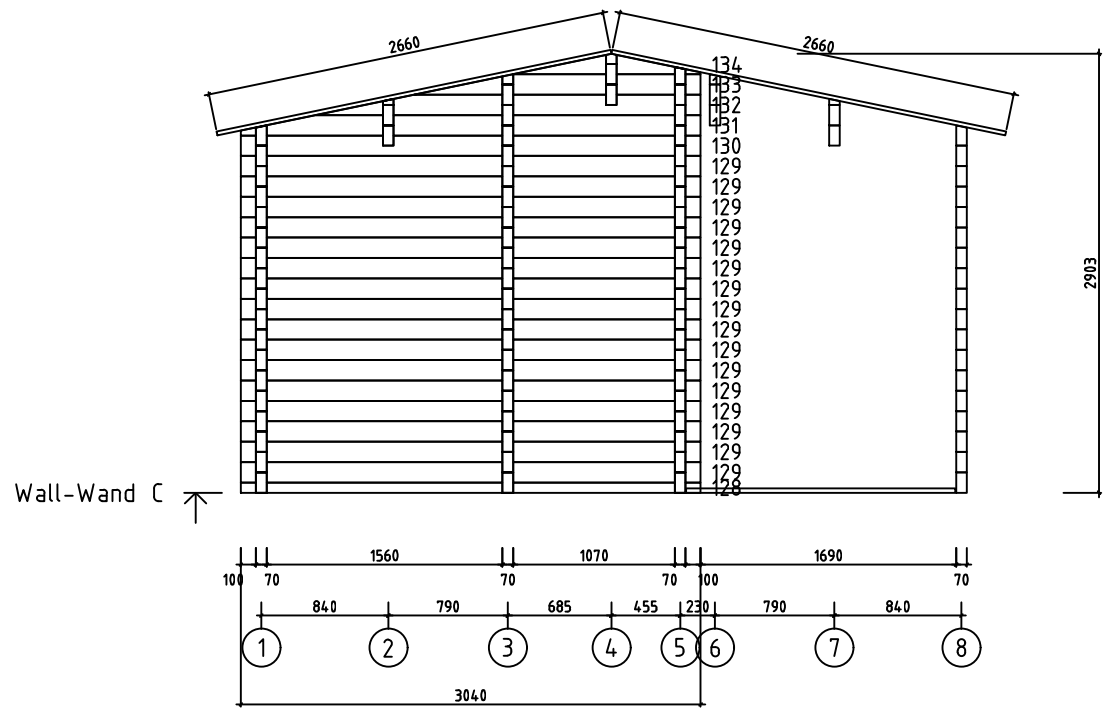


Model	Castlecomer 70 TD	Page	2
Drawing	WALL-WAND A	Scale	1:50
Material	7x13.5	Date	24.01.2019
Company	File Castlecomer 70 TD.dwg		

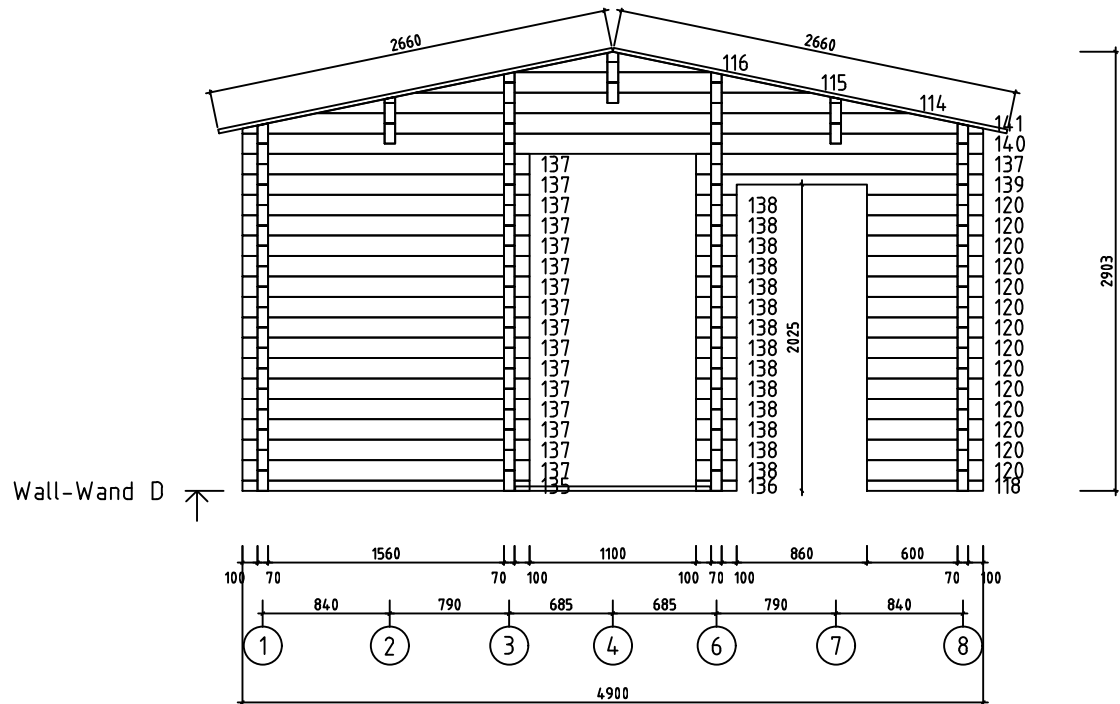


Wall-Wand B

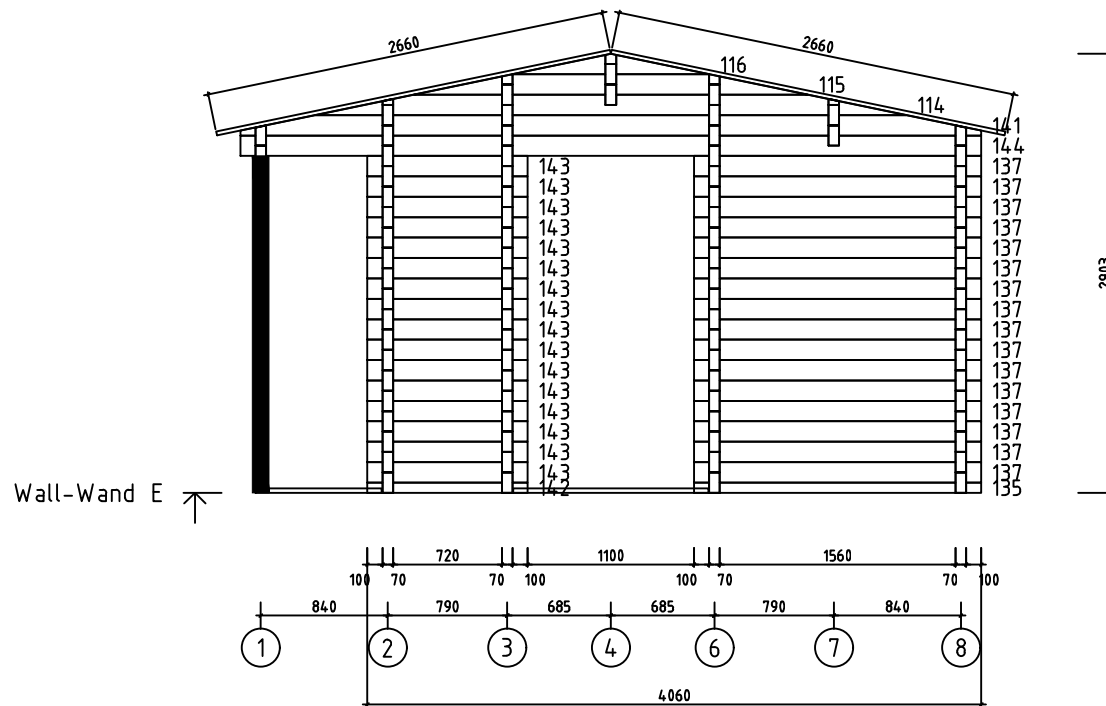
Model	Castlecomer 70 TD	Page	3
Drawing	WALL-WAND B	Scale	1:50
Material	7x13.5	Date	24.01.2019
Company	File Castlecomer 70 TD.dwg		



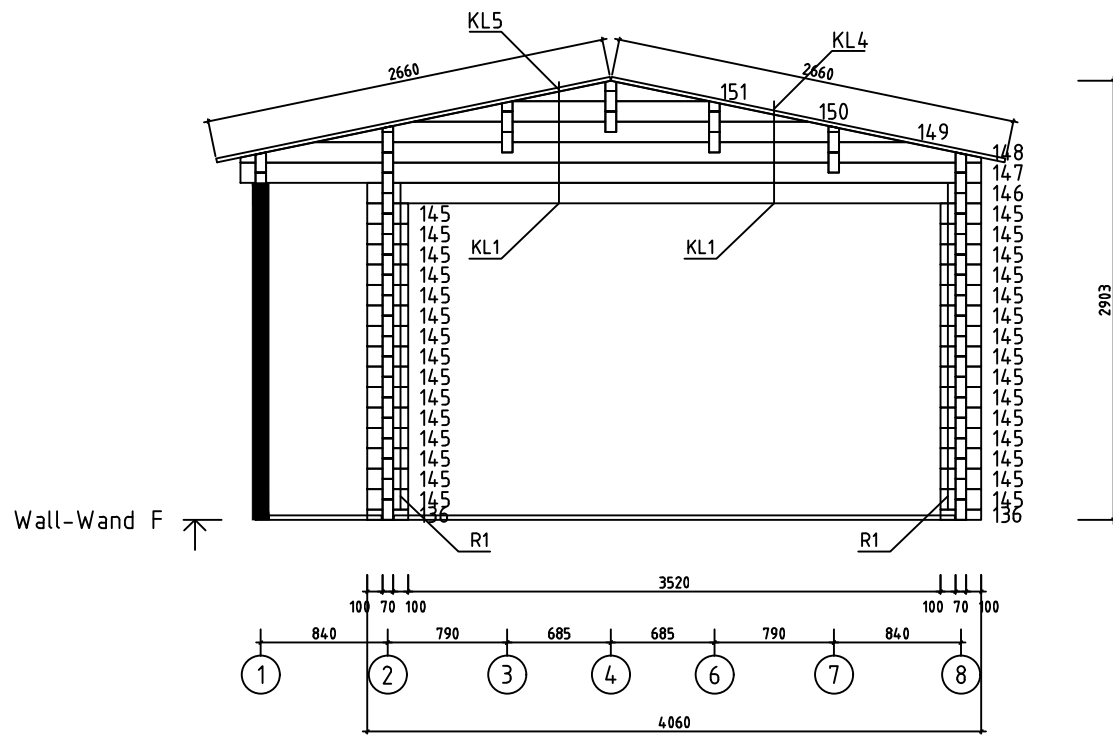
Model	Castlecomer 70 TD	Page	4
Drawing	WALL-WAND C	Scale	1:50
Material	7x13.5	Date	24.01.2019
Company	File Castlecomer 70 TD.dwg		



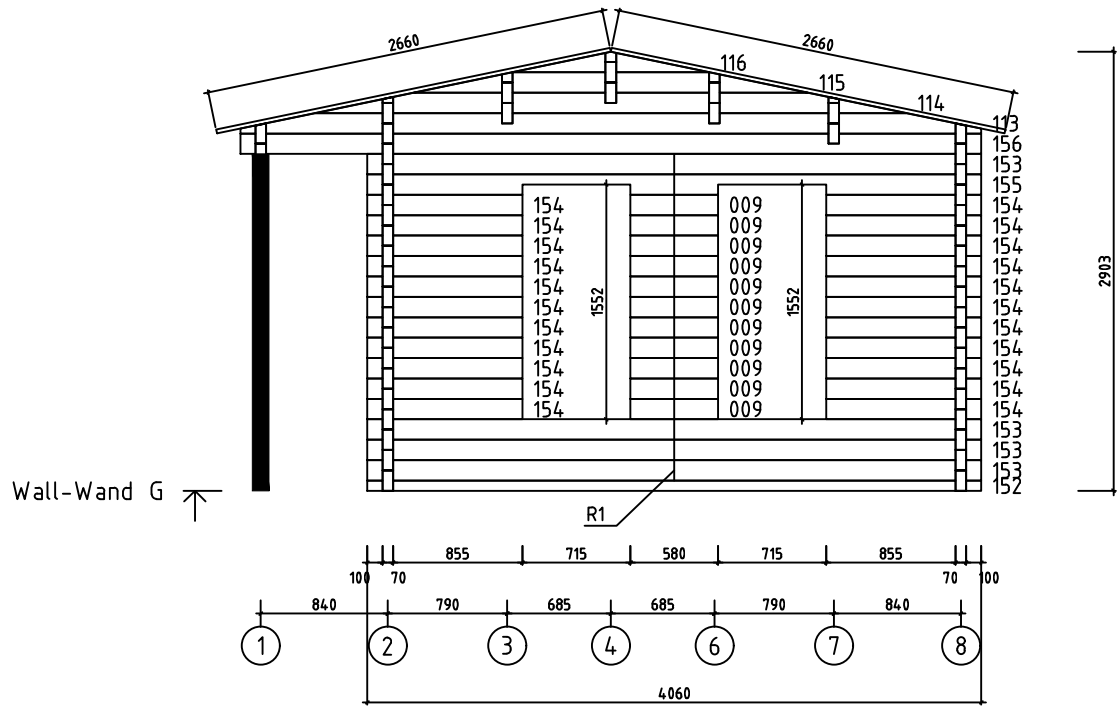
Model	Castlecomer 70 TD	Page	5
Drawing	WALL-WAND D	Scale	1:50
Material	7x13.5	Date	24.01.2019
Company	File Castlecomer 70 TD.dwg		



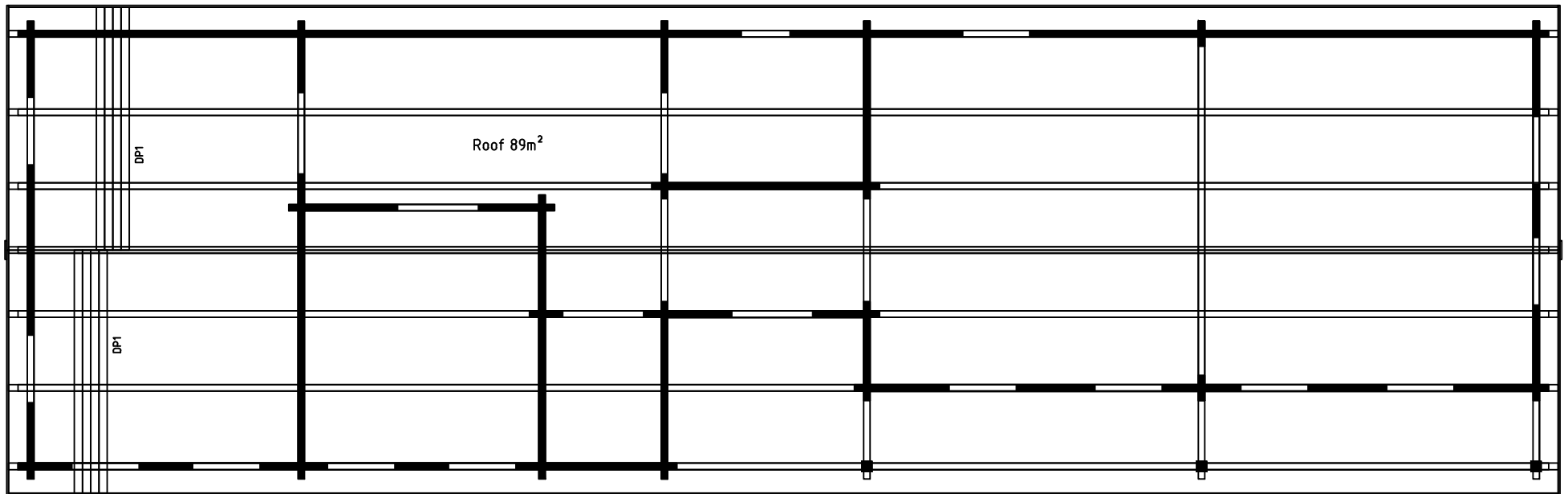
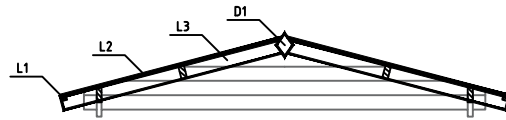
Model	Castlecomer 70 TD	Page	6
Drawing	WALL-WAND E	Scale	1:50
Material	7x13.5	Date	24.01.2019
Company	File Castlecomer 70 TD.dwg		



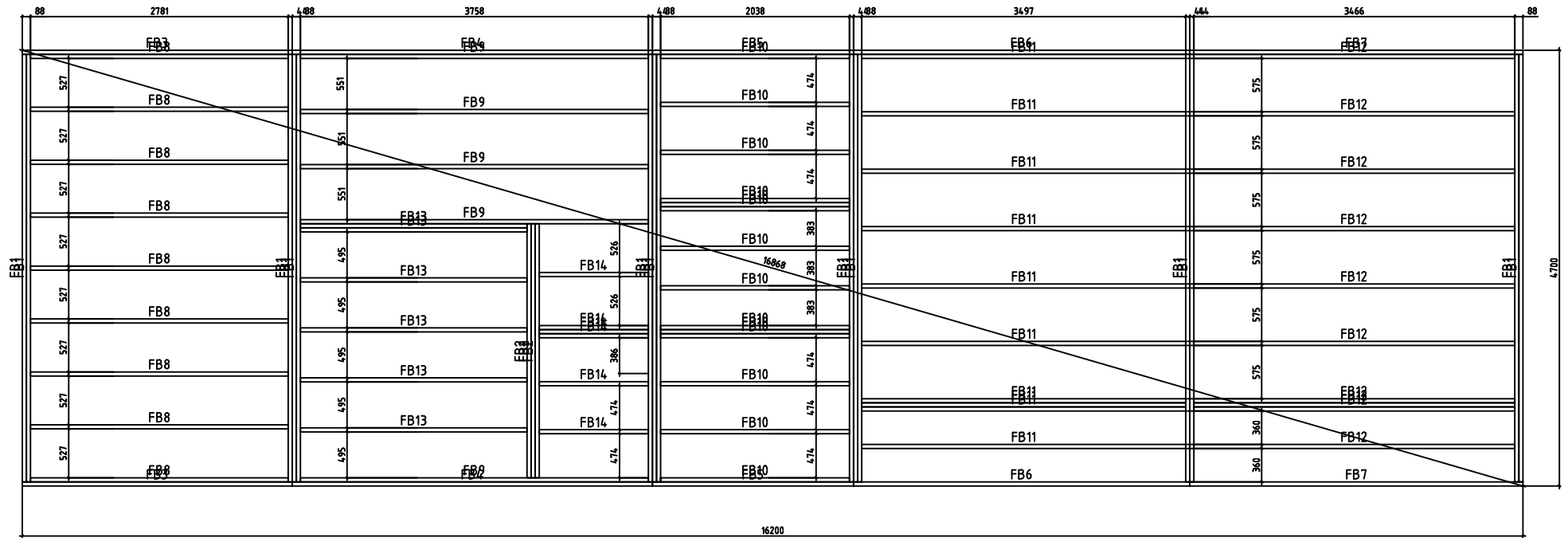
Model	Castlecomer 70 TD	Page	7
Drawing	WALL-WAND F	Scale	1:50
Material	7x13.5	Date	24.01.2019
Company	File Castlecomer 70 TD.dwg		



Model	Castlecomer 70 TD	Page	8
Drawing	WALL-WAND G	Scale	1:50
Material	7x13.5	Date	24.01.2019
Company	File Castlecomer 70 TD.dwg		




Model	Castlecomer 70 TD	Page	ROOF
Drawing		Scale	1:50
Material		Date	24.01.2019
Company	File Castlecomer 70 TD.dwg		

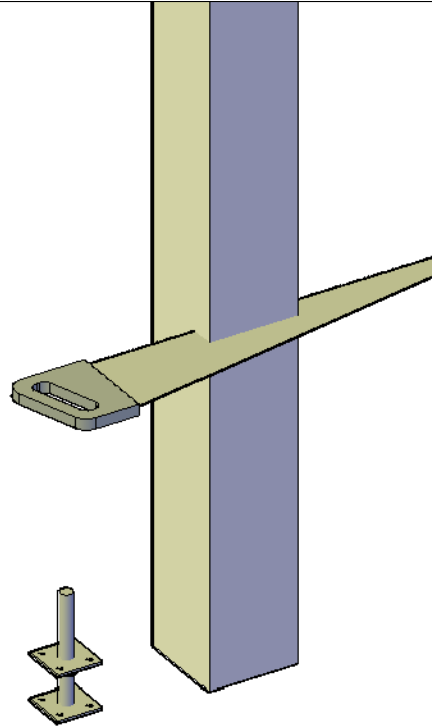


Model	Castlecomer 70 TD	Page	FOUNDATION
Drawing		Scale	1:50
Material		Date	24.01.2019
Company	File Castlecomer 70 TD.dwg		


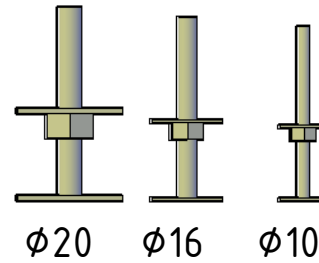
Cutting support post / Schneiden der Stützpfeiler



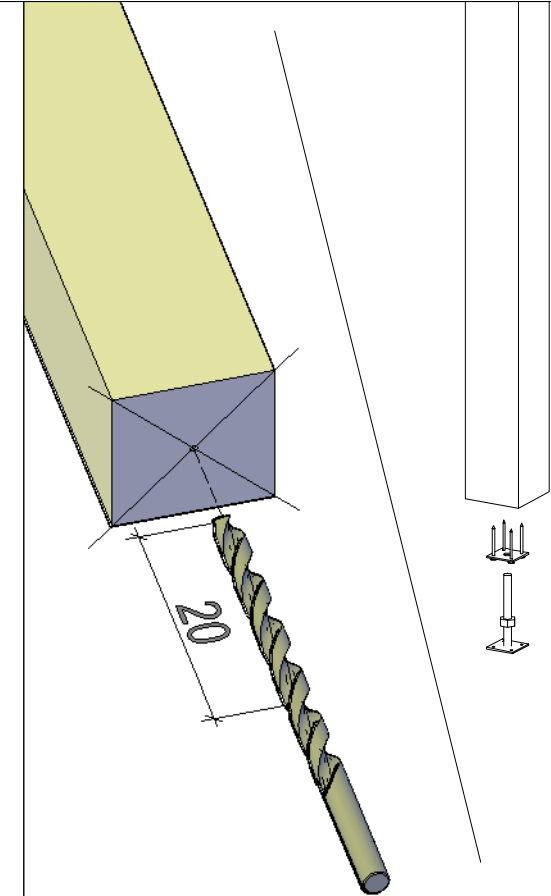
- * Adjustment space for post support should be at least 50mm.
- * Einstellraum für die Pfostenstütze muss mindestens 50mm sein.



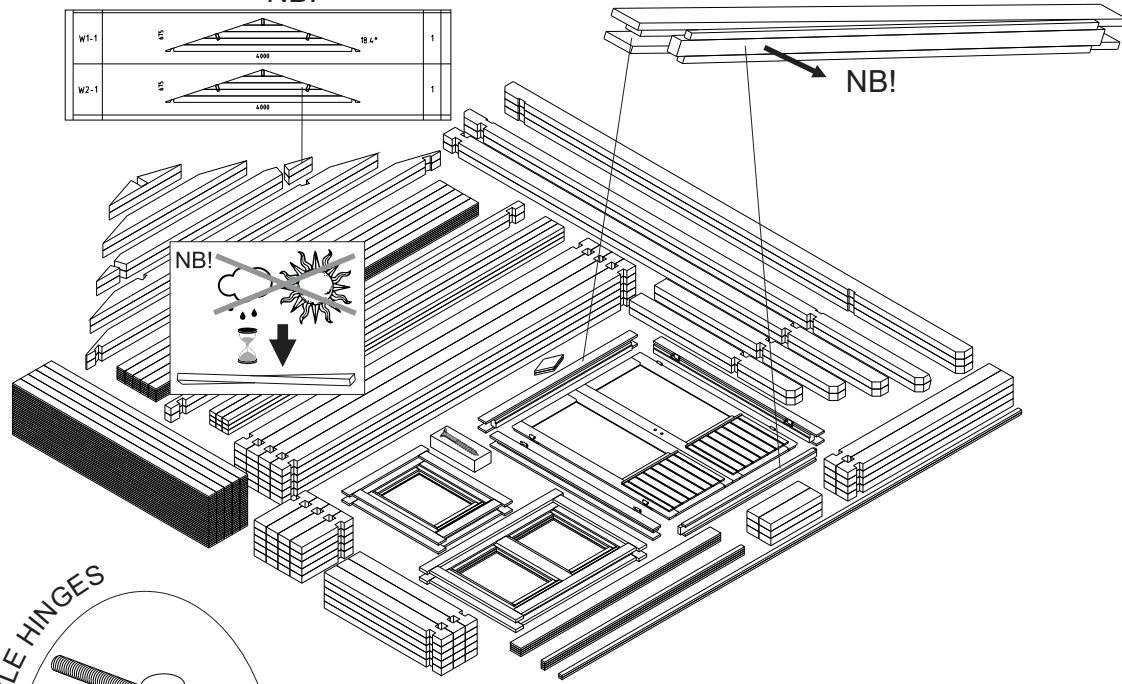
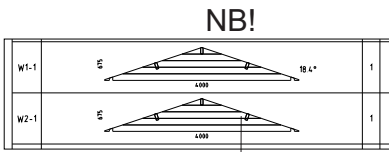
- * Support post has extra length for various conditions. Must be sawn to suitable length on spot considering local conditions.
- * Stützpfeiler hat extra Länge für verschiedene Bedingungen. Muss vor Ort unter Berücksichtigung der örtlichen Gegebenheiten zu einer geeigneten Länge gesägt werden.



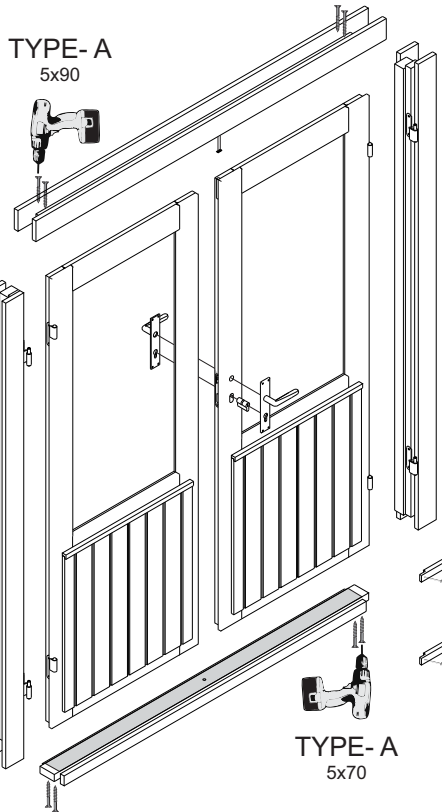
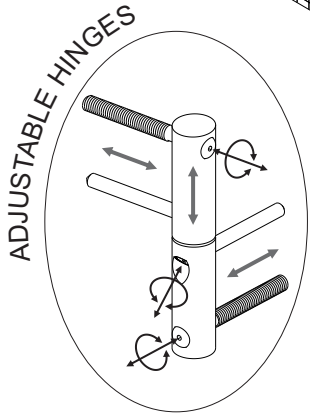
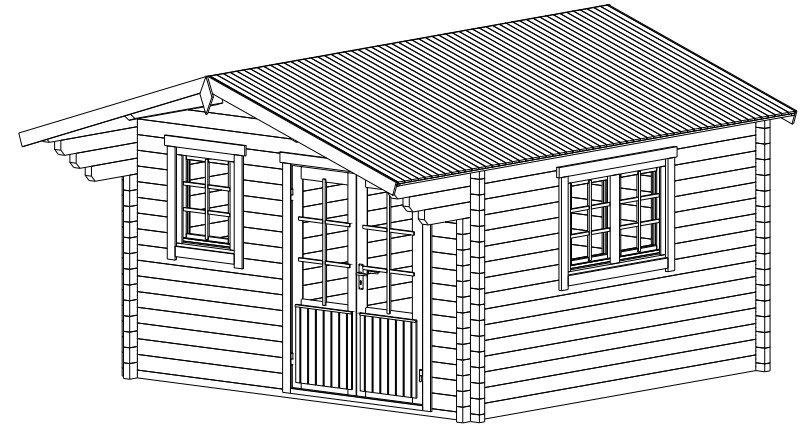
- * In some cases you need to drill a new hole for a post support. Find a matching drill bit.
- * In einigen Fällen müssen Sie ein neues Loch für die Pfostenstütze bohren. Finden Sie hier den passenden Bohrer.



- * Mark the center of the post and drill a new 20cm deep hole. Continue building.
- * Markieren Sie die Mitte des Pfeilers und bohren Sie ein neues 20cm tiefes Loch. Danach mit Aufbau weiter machen.



The guide is illustrative. This guide is not project specification.
 Der Leitfaden ist illustrativ. Dieser Leitfaden ist keine Projektspezifikation.
 De gids is illustratief. Deze gids is geen projectspecificatie.



OPTIONS!

