

Date rev. Description

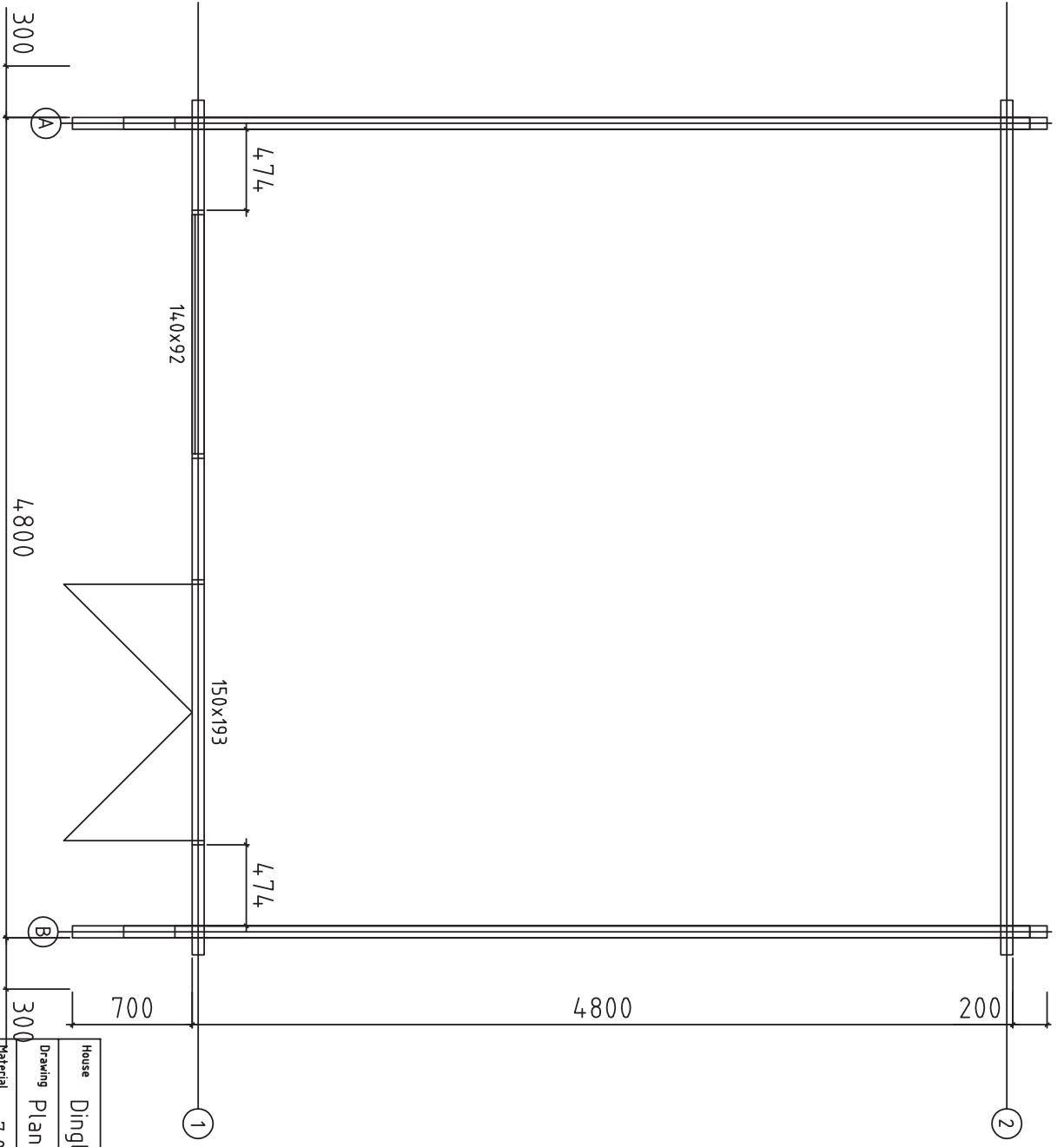
V 1.0

House	Dingle 70 ISO	Sheet	1
-------	---------------	-------	---

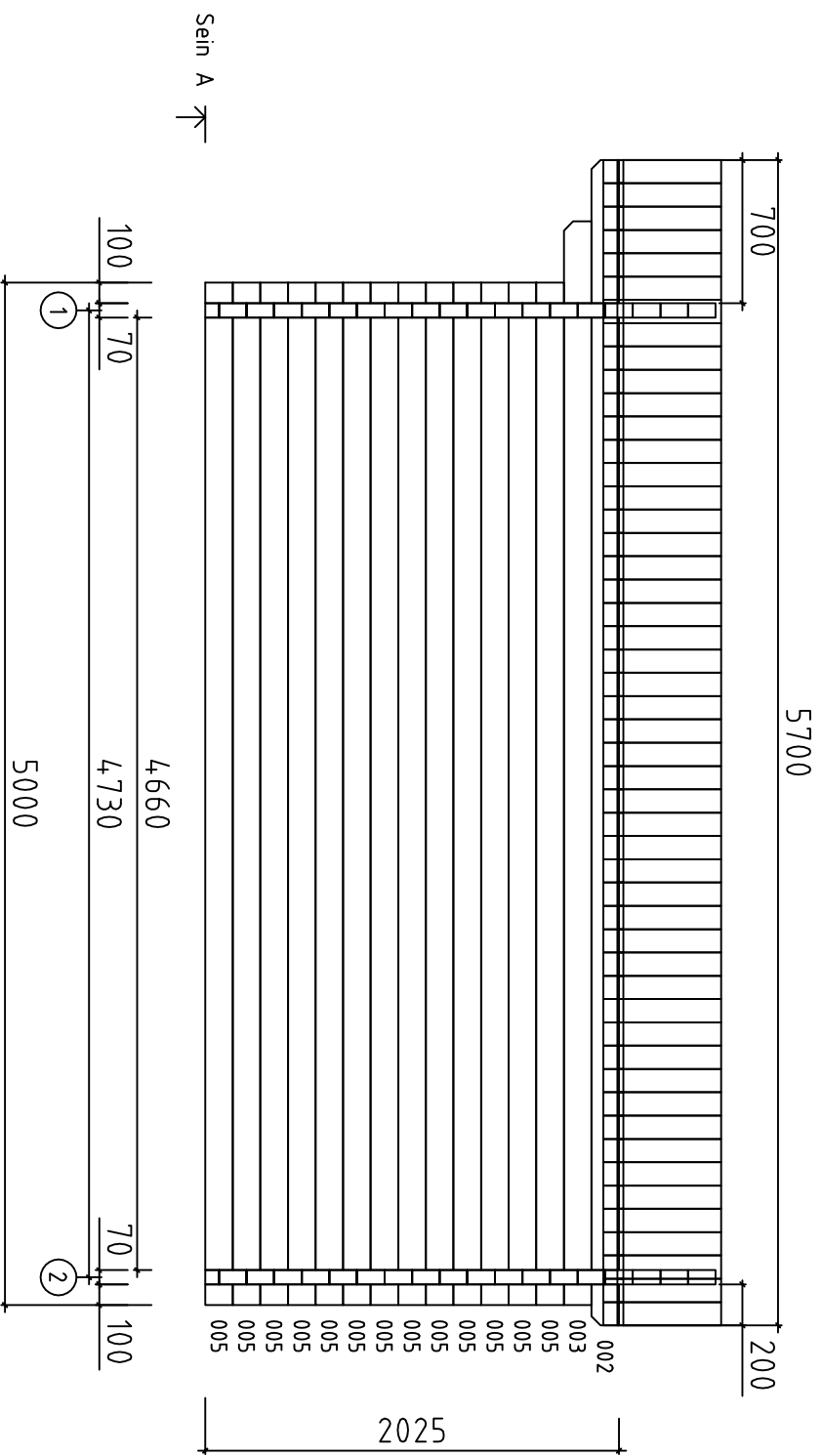
Drawing	3D	Scale	
---------	----	-------	--

Material	70x135	Date	29.11.2019
----------	--------	------	------------

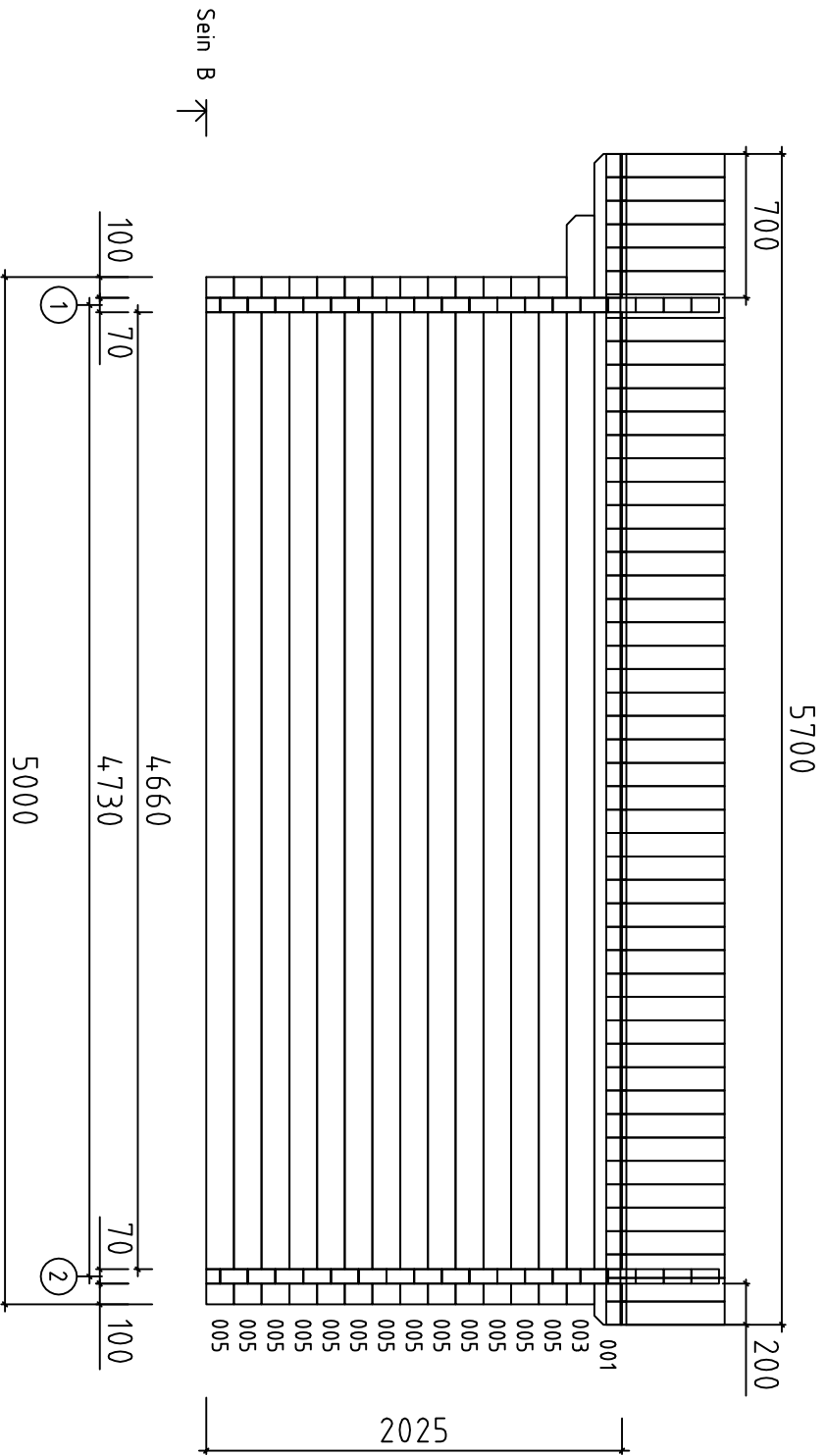
Drawer	K.K.	File	Dingle 70 ISO 3D.dwg
--------	------	------	----------------------



House	Dingle 70 ISO	Sheet	2
Drawing	Plan	Scale	1:35
Material	7.0x135	Date	29.11.2019
Drawer	K.K.	File	Dingle 70 ISO.dwg

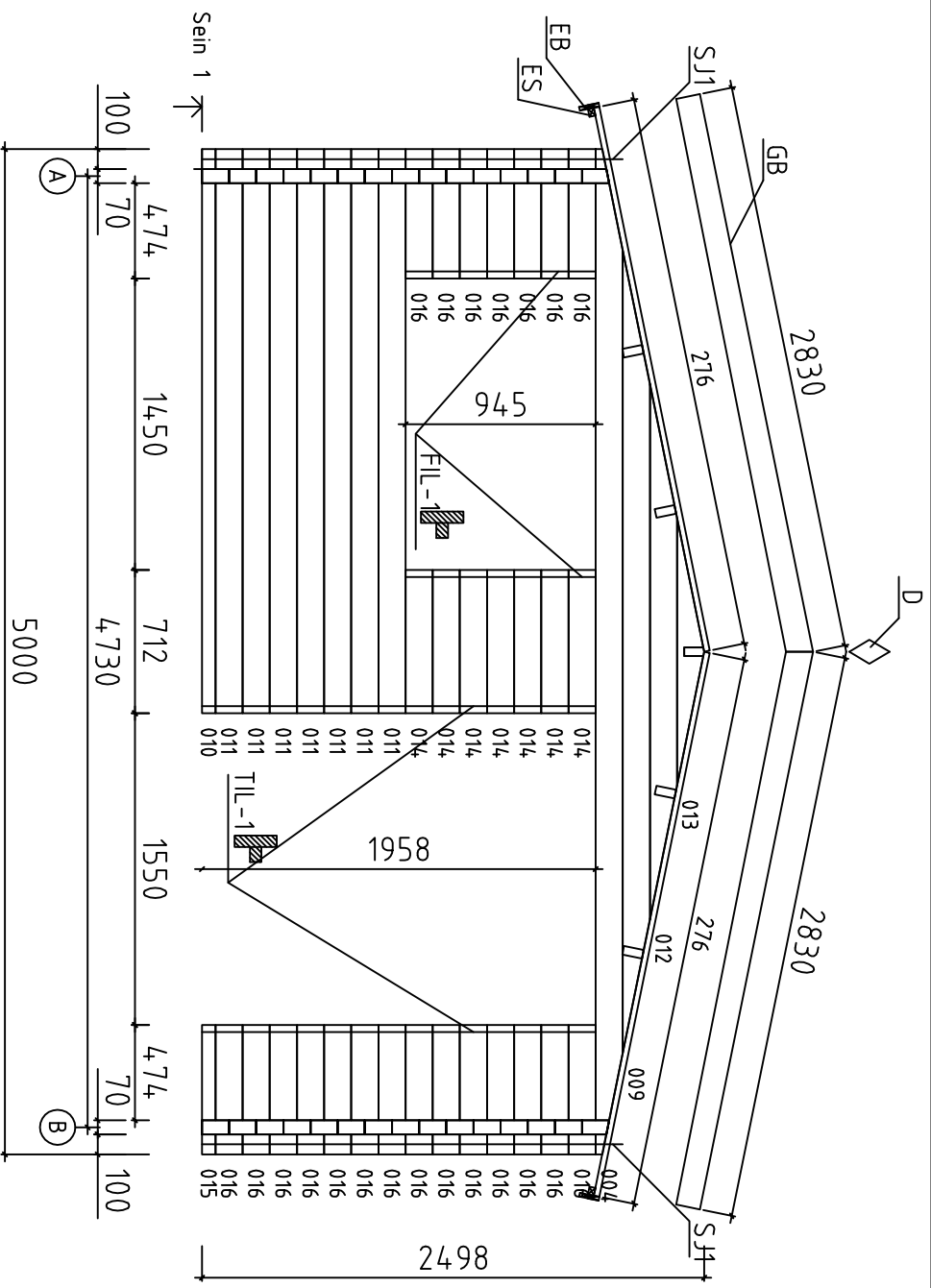


House	Dingle 70 ISO	Sheet	3
Drawing	SEIN A	Scale	1:35
Material	7.0x13.5	Date	29.11.2019
Drawer	K.K.	File	Dingle 70 ISO.dwg

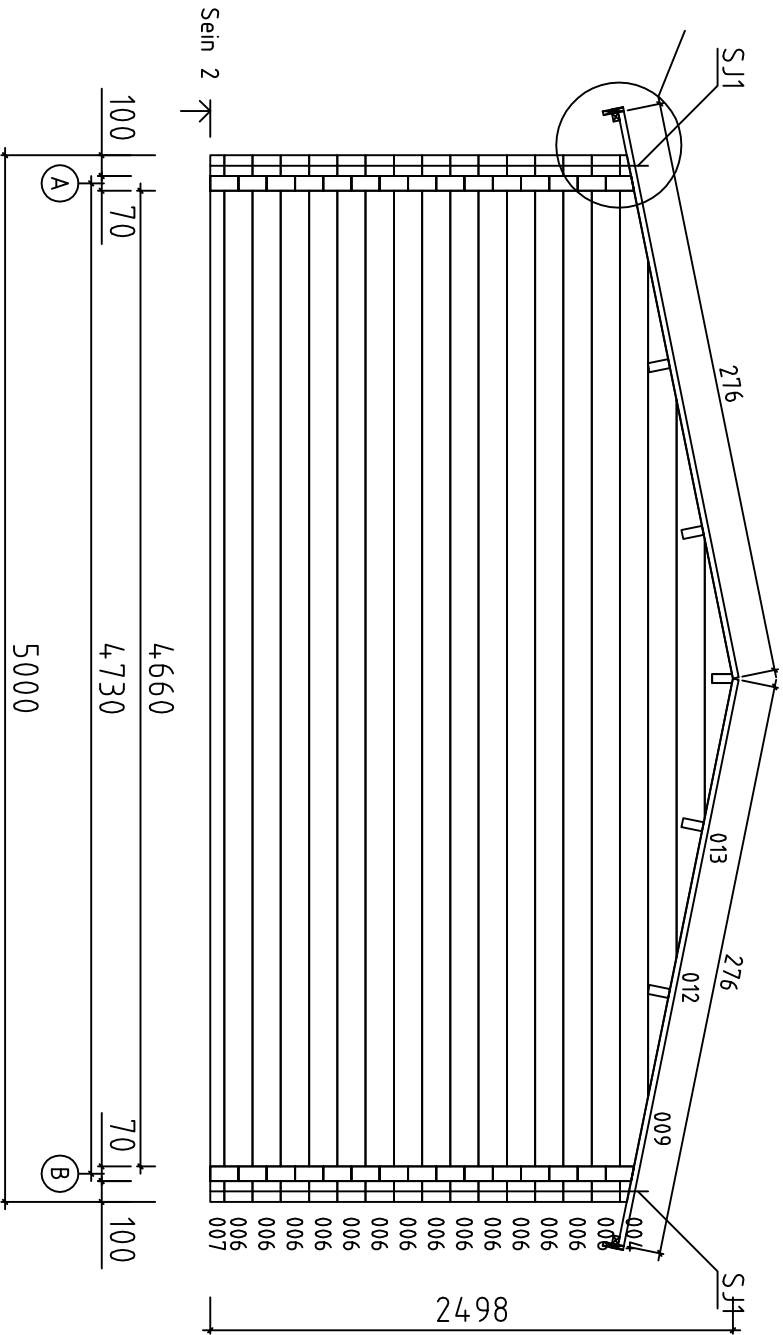
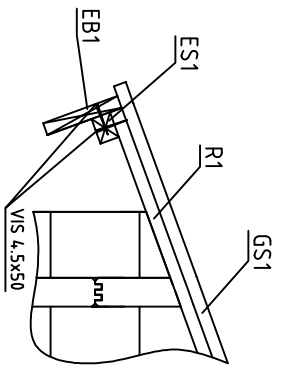


Sein B ↗



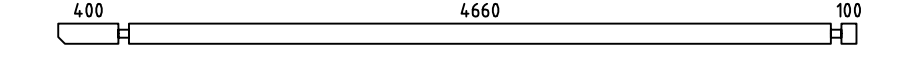




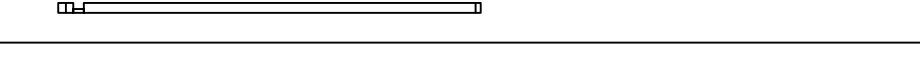
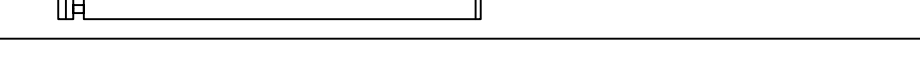

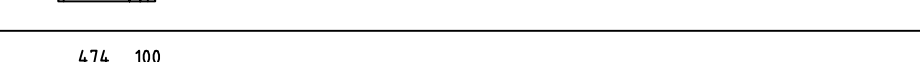


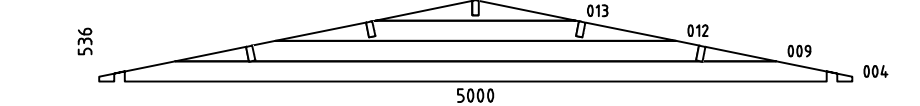




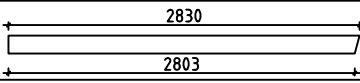




House	Dingle 70 ISO	Sheet	4
Drawing	SEIN B	Scale	1:35
Material	7.0x13.5	Date	29.11.2019
Drawer	K.K.	File	Dingle 70 ISO.dwg




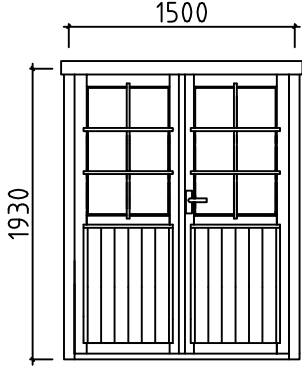
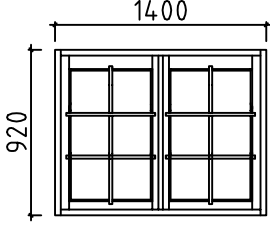











House	Dingle 70 ISO	Sheet	5
Drawing	SEIN 1	Scale	1:35
Material	7.0x13.5	Date	29.11.2019
Drawer	K.K.	File	Dingle 70 ISO.dwg



House	Dingle 70 ISO	Sheet	6
Drawing	SEIN 2	Scale	1:35
Material	7.0x13.5	Date	29.11.2019
Drawer	K.K.	File	Dingle 70 ISO.dwg

Pos	Specification-Bestimmung-Omschrijving	Pcs	Profiil (mm)	L (mm)		
001	 700 4660 200	1	70x135	5700		
002	 700 4660 200	1	70x135	5700		
003	 400 4660 100	2	70x135	5300		
005	 100 4660 100	26	70x135	5000		
006	 100 4660 100	14	70x135	5000		
007	 100 4660 100	1	70x68	5000		
008	SPARE BEAM-ERZATZBOHLE-VOORRAADPLANK  100 4830	1	70x135	5000		
010	 100 2636	1	70x68	2806		
011	 100 2636	7	70x135	2806		
014		7	70x135	712		
015	 474 100	1	70x68	644		
016	 474 100	21	70x135	644		
W1-1	 536 013 012 009 004 5000	1	70x536	5000		
W2-1	 536 013 012 009 004 5000	1	70x536	5000		
HB	HIT BLOCK-SCHLAGHÖLZER-BLAZENPLANK 	2	70x135	300		
RB1	ROOFBEAMS-DACHBALKEN-DAKBALK  700 4660 200	4	43x140	5700		
RB2	ROOFBEAMS-DACHBALKEN-DAKBALK  700 4660 200	1	43x140	5700		
R1	ROOFBOARD-DACHBRETT-DAKPLANK  or-oder-of	130+1 100+1	28x88 28x114	2760		
GB1	GABLE BOARD-GIEBELBLENDE-GEVELPLANK  2830 2803	4	18x120	2830		
GS1	ROOF FELT FILLET-GIEBELLEISTE-GEVELLIJST 	4	18x70	2830		
EB1	EAVE BOARD-TRAUFBRETT-AFDEKPLANK 	4	18x90	2850		
ES1	EAVE SLAT-TRAUFFENLEISTE-AFDEKLIJST 	4	30x40	2850		
DB1	DIAMOND-RAUTE-DIAMANT 	2	18x90	200		
Kood	Dingle 70 ISO	Materjal	File	Dingle 70 ISO.dwg	Leht	7

Pos	Specification-Bestimmung-Omschrijving	Pcs	Profiil (mm)	L (mm)		
TIL-1	DOOR ASSEMBLING PROFILE-TÜR INSTALLIERUNGSPROFIL -TASSEAU DE FIXATION POUR PORTES 	2	43x70	1930		
FIL-1	WINDOW ASSEMBLING PROFILE-FENSTER INSTALLIERUNGSPROFIL -TASSEAU DE FIXATION POUR FENÊTRES 	2	43x70	920		
SJ1	SCREW JOINT-GEWINDESTANGE-STELSCHROEF 	4	ØM10	2070		
	<p>DOUBLEDOOR-DOPPELTÜR-DUBBELE DEUR (right-rechts-Droit)</p>  <p>AST_ISO_PL</p>  <p>AST_ISO</p>	 6  1  1  1  1  2   1  2  1	1500 1930 1400 920	1930 920		
Kood	Dingle 70 ISO	Materjal	File	Dingle 70 ISO.dwg	Leht	8