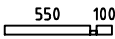
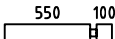
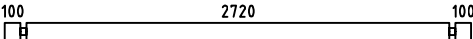

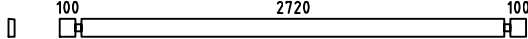

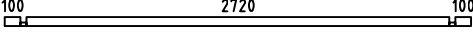
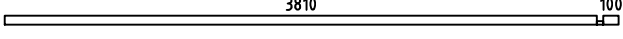
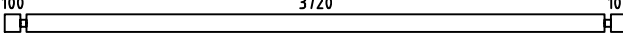


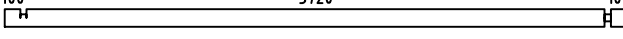
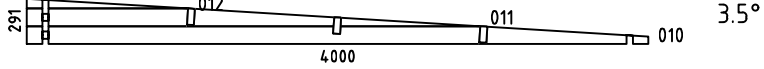







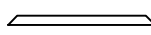








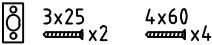

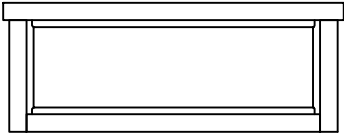


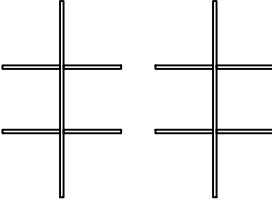
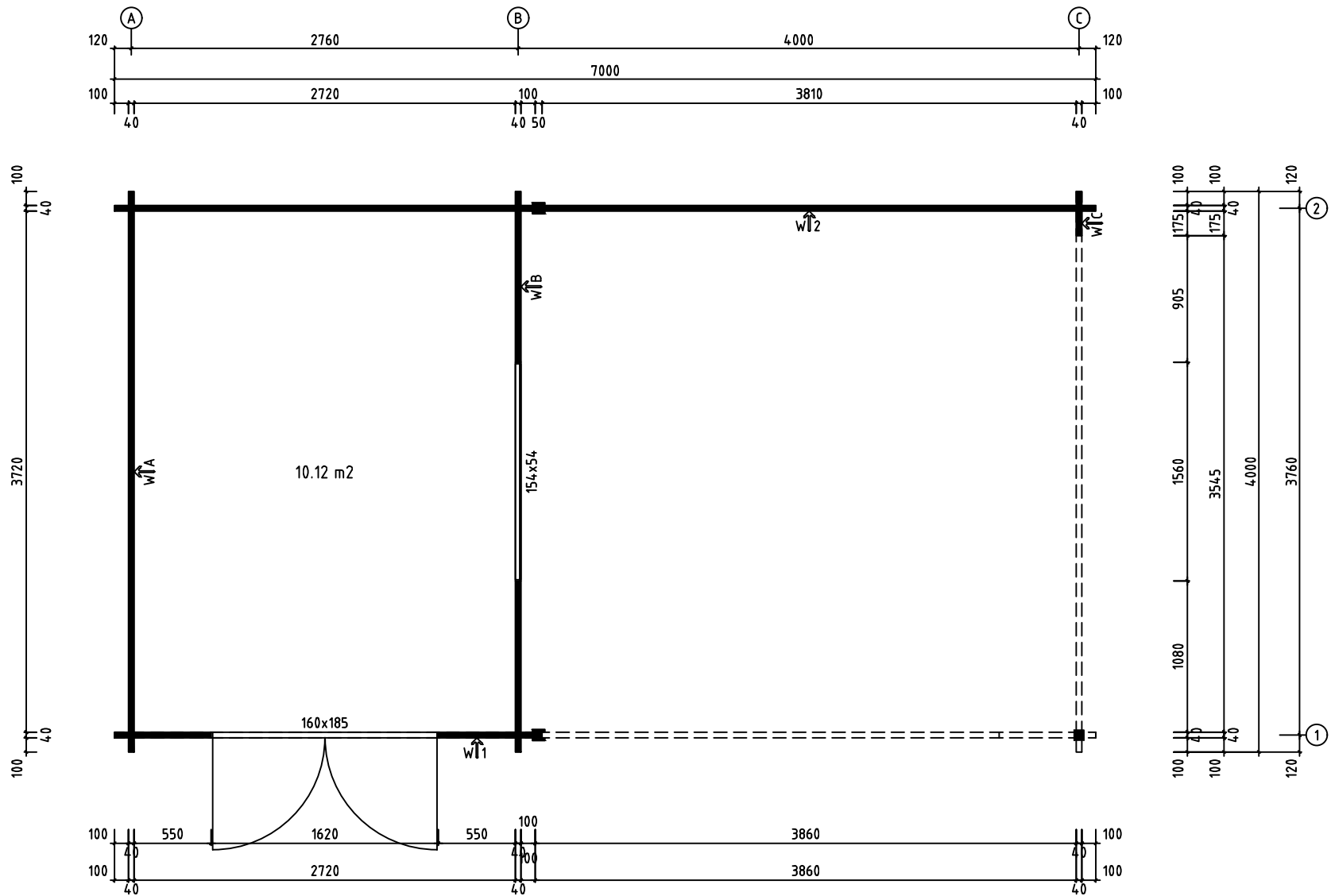


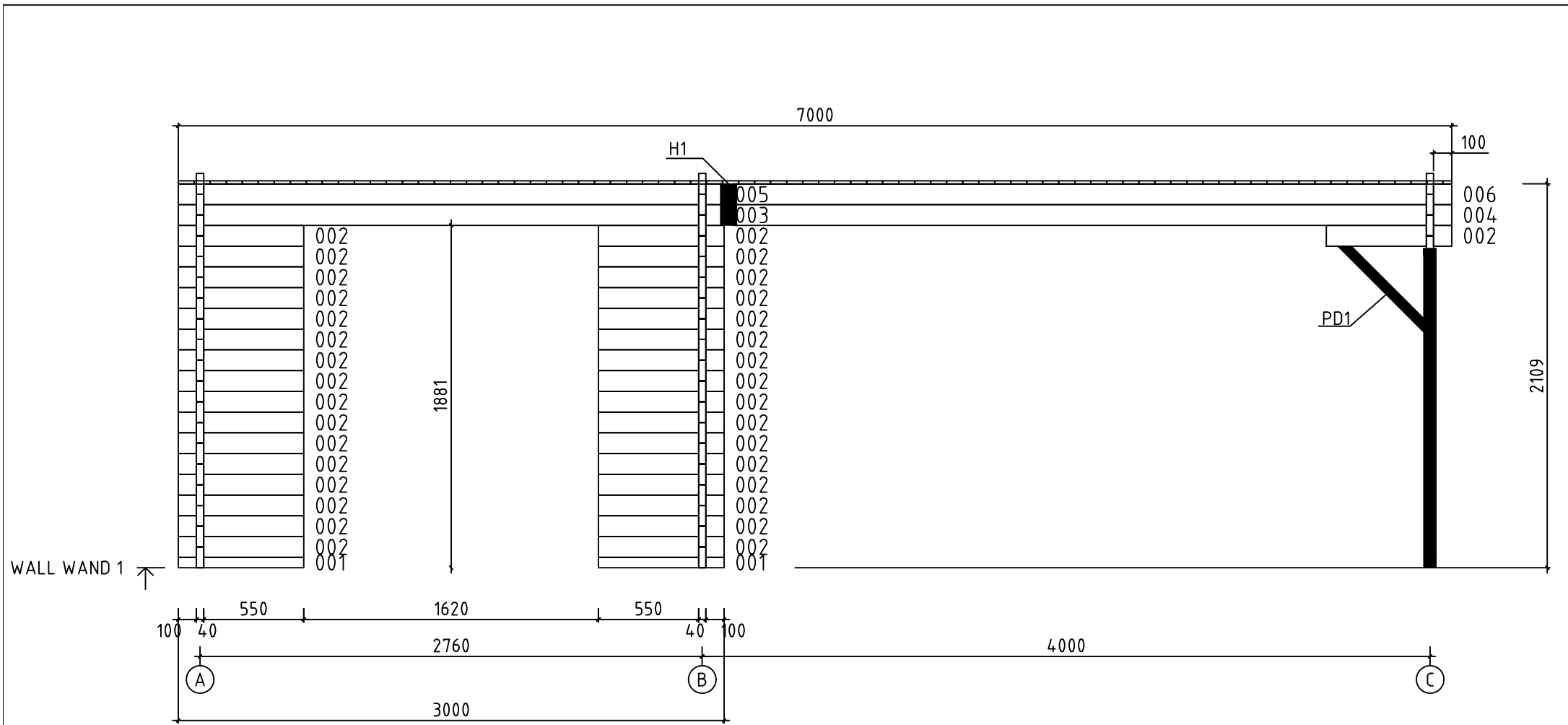
Utrecht 4

| Pos | Specification-Spezifikation-Specificatie | St. | Profile (mm) | Length (mm) |
|------|---------------------------------------------------------------------------------------------------------------------------|------|---------------|-------------|
| 001 |  | 2 | 40x57 | 690 |
| 002 |  | 33 | 40x114 | 690 |
| 003 |  | 16 | 40x114 | 3000 |
| 004 |  | 16 | 40x114 | 3950 |
| 005 |  | 2 | 40x114 | 3000 |
| 006 |  | 2 | 40x114 | 3950 |
| 007 |  | 1 | 40x57 | 3000 |
| 008 |  | 1 | 40x57 | 3950 |
| 009 |  | 27 | 40x114 | 4000 |
| 013 |  | 10 | 40x114 | 1220 |
| 014 |  | 15 | 40x114 | 315 |
| 015 |  | 1 | 40x114 | 4000 |
| WA-1 |  | 1 | | |
| WB-1 |  | 1 | | |
| WC-1 |  | 1 | | |
| PR2 |  | 3 | 44x14.4 | 4192 |
| PR1 |  | 3 | 44x14.4 | 2952 |
| DP1 | Roof board-Dachbrett-Dakplank  | 80 | 88x18 | 4250 |
| | -POST 85x85  | 1 | | 2005 |
| PD-1 | Diagonal for POST 44x85  | 1 | | 450 |
| PD-2 | Diagonal for POST 44x85  | 1 | | 500 |
| L-1 | Eave Board-Traufenblende-Afdeklank  | 2 | 18x120 | 4290 |
| L-2 | Eave Slat-Traufenleiste-Afdekljst  | 2 | 40x18 | 4250 |
| L-3 | Facia Board-Giebelblende-Gevelplank  | 4 | 18x120 | 3518 |
| L-4 | Facia Slat-Giebelleiste-Gevelljst  | 4 | 40x18 | 3500 |
| Kood | Materjal | File | Utrecht 4.dwg | Leht 1/2 |

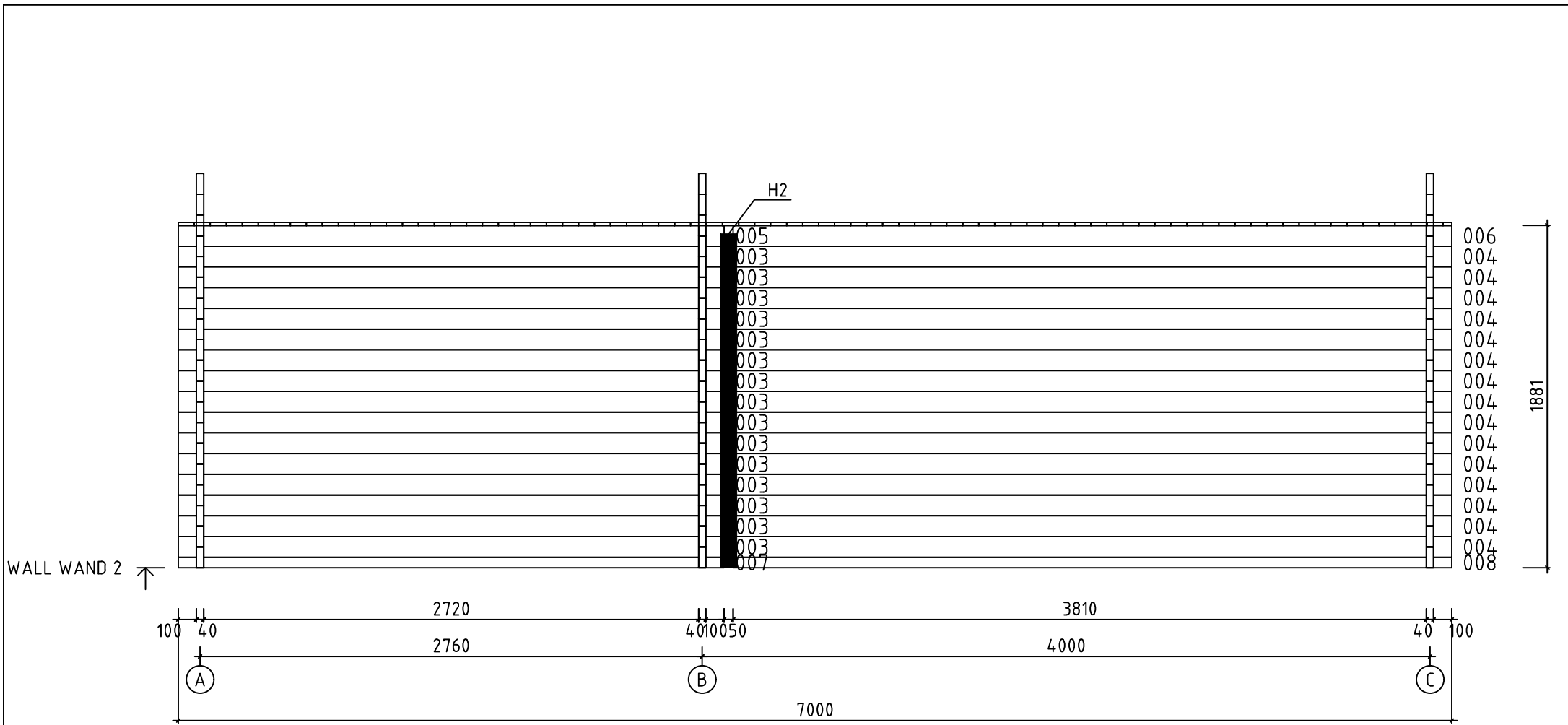
| Pos | Specification-Spezifikation-Specificatie | | | St. | Profile (mm) | Length (mm) |
|-----------------|-----------------------------------------------------------------------------------------------------------------------------------------------------------------------------------------------------------------------------------------------------------------------------------------------------------------------------------------------------------------------------------------------------------------------|-----------------------------------------------------------------------------------|-------------------------------------------------------------------------------------|------|--------------|-------------|
| H-1 | H-Profile | |  | 1 | | 228 |
| H-2 | H-Profile | |  | 1 | | 1835 |
| | Adjustable foot-Stellfuß+Schrauben 4x50 4stück für Post | |  | 1 | | |
| | Double Door Set-Doppeltür Satz-Dubbele Deur Set |  |  | 1 | | |
| | Nail-Nagel-Spijker 1.2x20 | |  | 25 | | |
| W0 1 54X54 | <p style="text-align: center;">WINDOW 1540x540</p> <div style="display: flex; justify-content: space-around; align-items: center;">  <div style="text-align: center;"> <p>Window Glazing Bar Fenstersprossen Raamroeden</p>  </div> </div> | | | 1 | | |
| DD6 1 60X185 | <p style="text-align: center;">DOOR 1600x1850</p> <div style="display: flex; justify-content: space-around; align-items: center;">  <div style="text-align: center;"> <p>Door Glazing Bar Türsprossen Deurroeden</p>  </div> </div> | | | 1 | | |
| | | | | | | |
| | | | | | | |
| | | | | | | |
| | | | | | | |
| | | | | | | |
| | | | | | | |
| | | | | | | |
| | | | | | | |
| | | | | | | |
| | | | | | | |
| | | | | | | |
| | | | | | | |
| | | | | | | |
| | | | | | | |
| | | | | | | |
| | | | | | | |
| Kood | Materjal | File | Utrecht 4.dwg | Leht | 2/2 | |



| | | | |
|----------|-----------|-------|---------------|
| Model | Utrecht 4 | Page | PLAN |
| Client | | Scale | 1:30 |
| Material | 4x11.4mm | Date | 11.04.2019 |
| Company | | File | Utrecht 4.dwg |

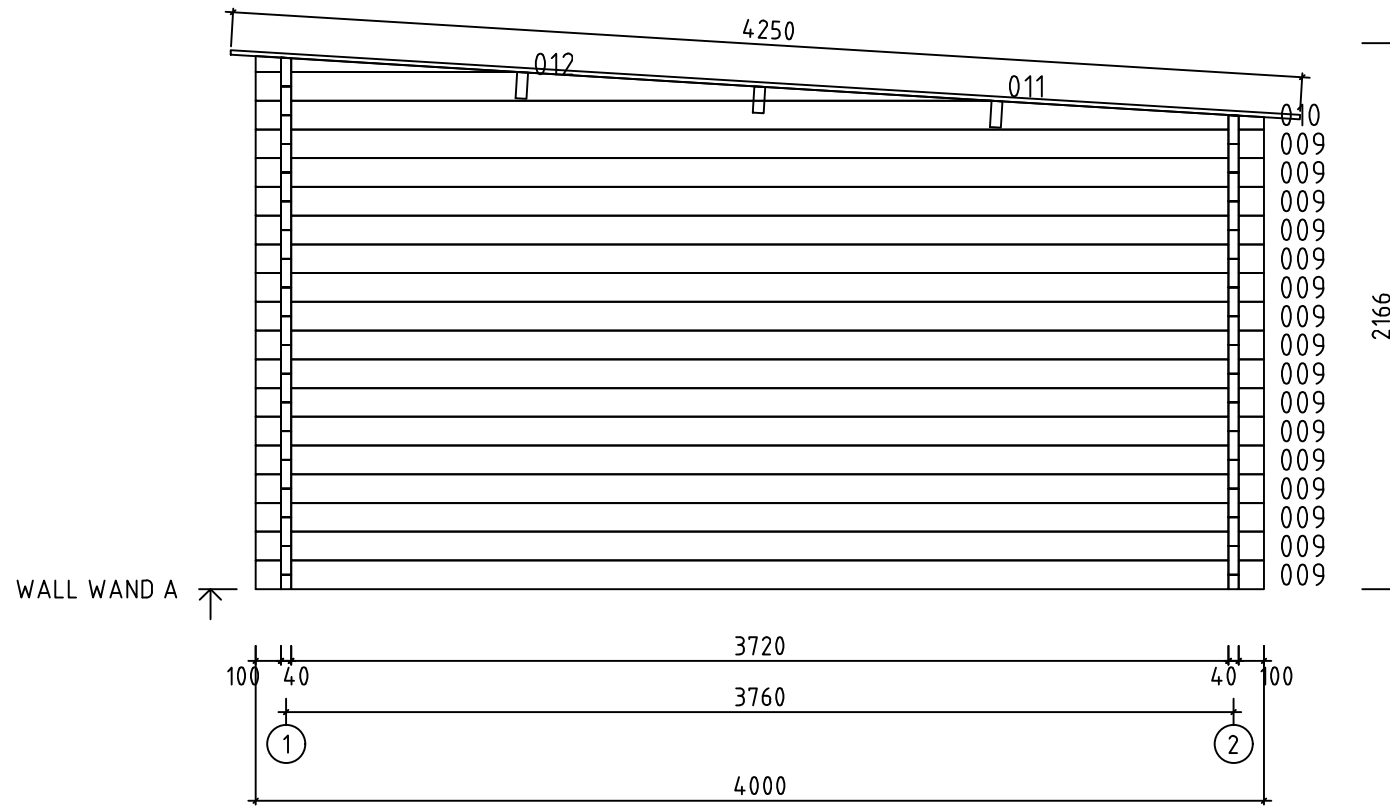


| | | | |
|----------|-----------|-------|---------------|
| Model | Utrecht 4 | Page | 5 |
| Client | | Scale | 1:30 |
| Material | 4x11.4 | Date | 11.04.2019 |
| Company | | File | Utrecht 4.dwg |

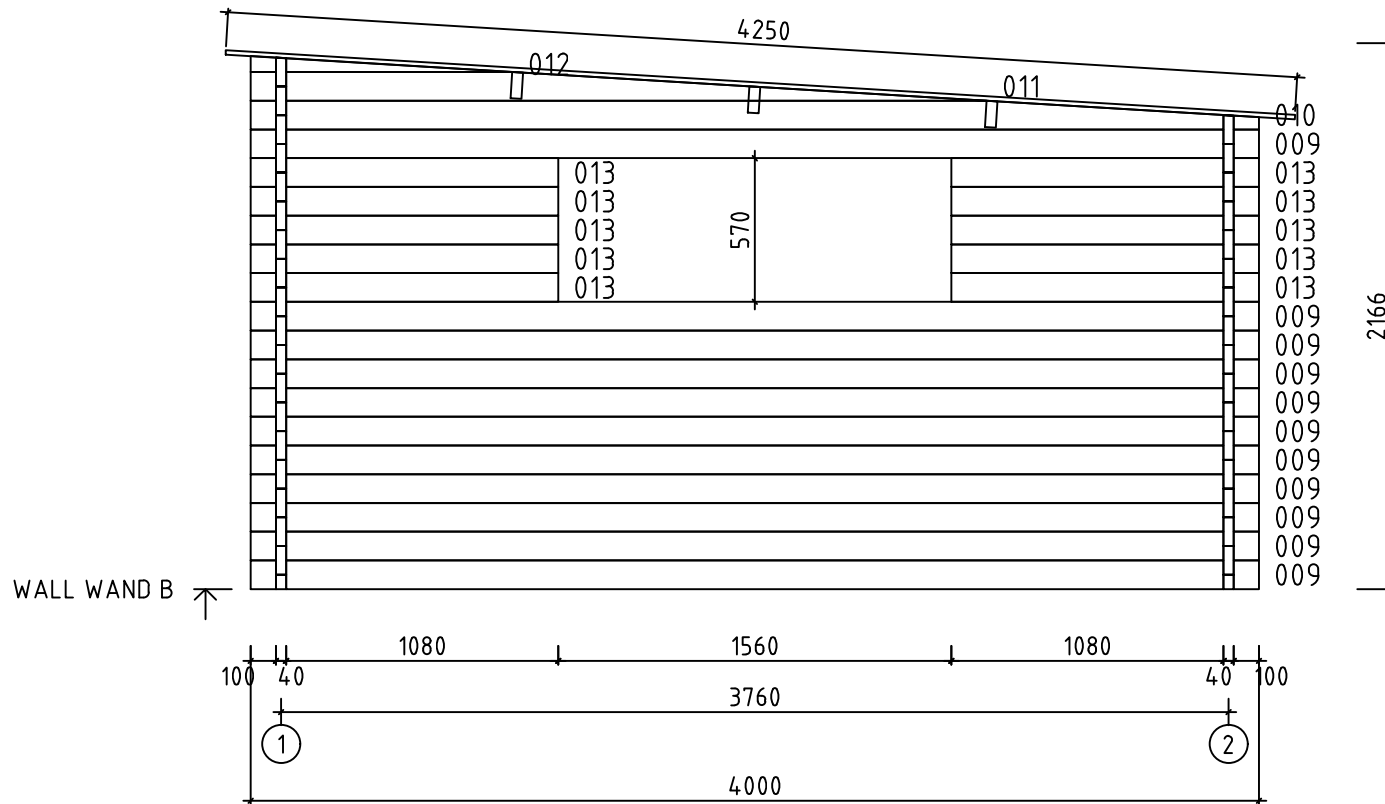


WALL WAND 2 ↑

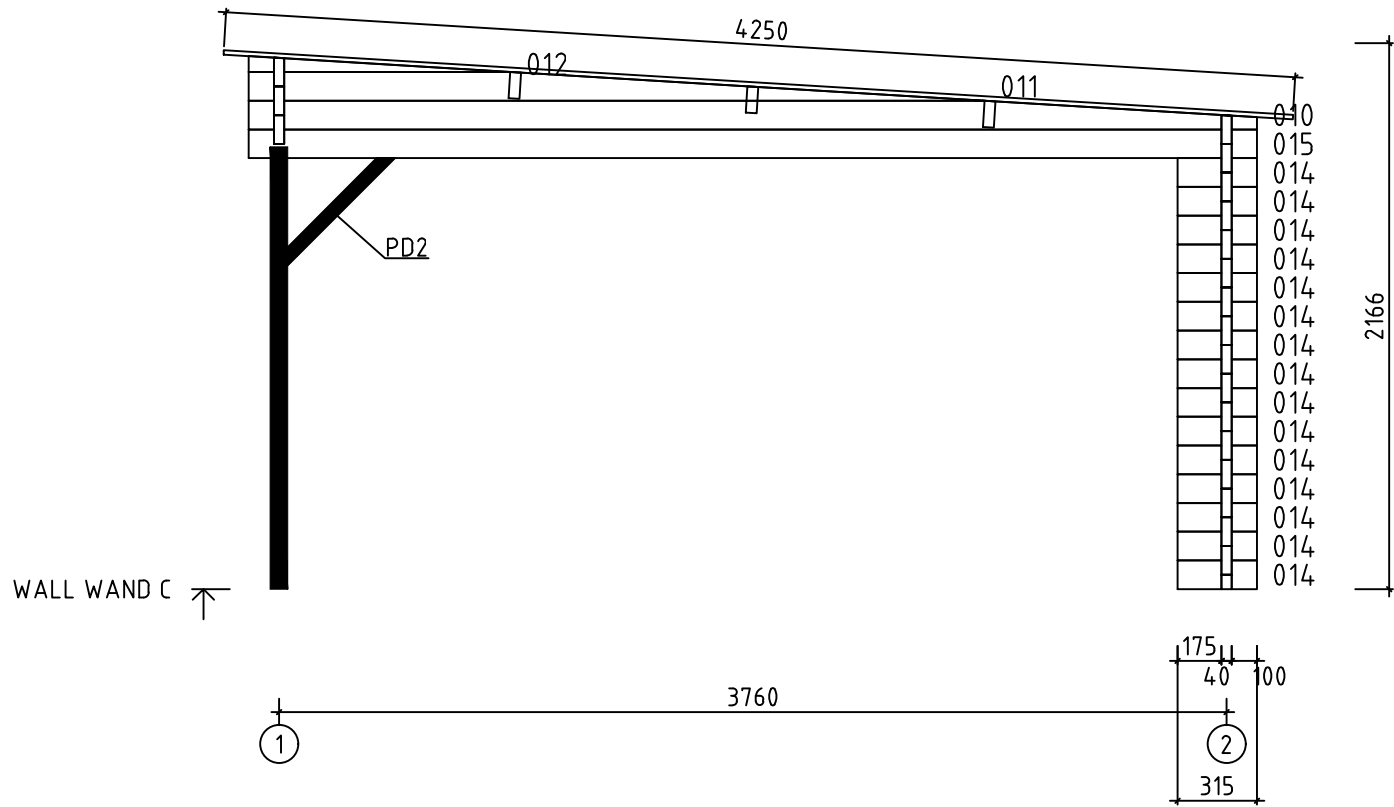
| | | | |
|----------|--------------------|-------|------------|
| Model | Utrecht 4 | Page | 6 |
| Client | | Scale | 1:30 |
| Material | 4x11.4 | Date | 11.04.2019 |
| Company | File Utrecht 4.dwg | | |



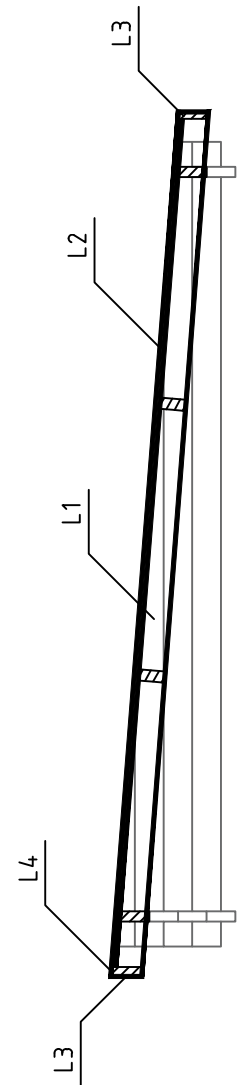
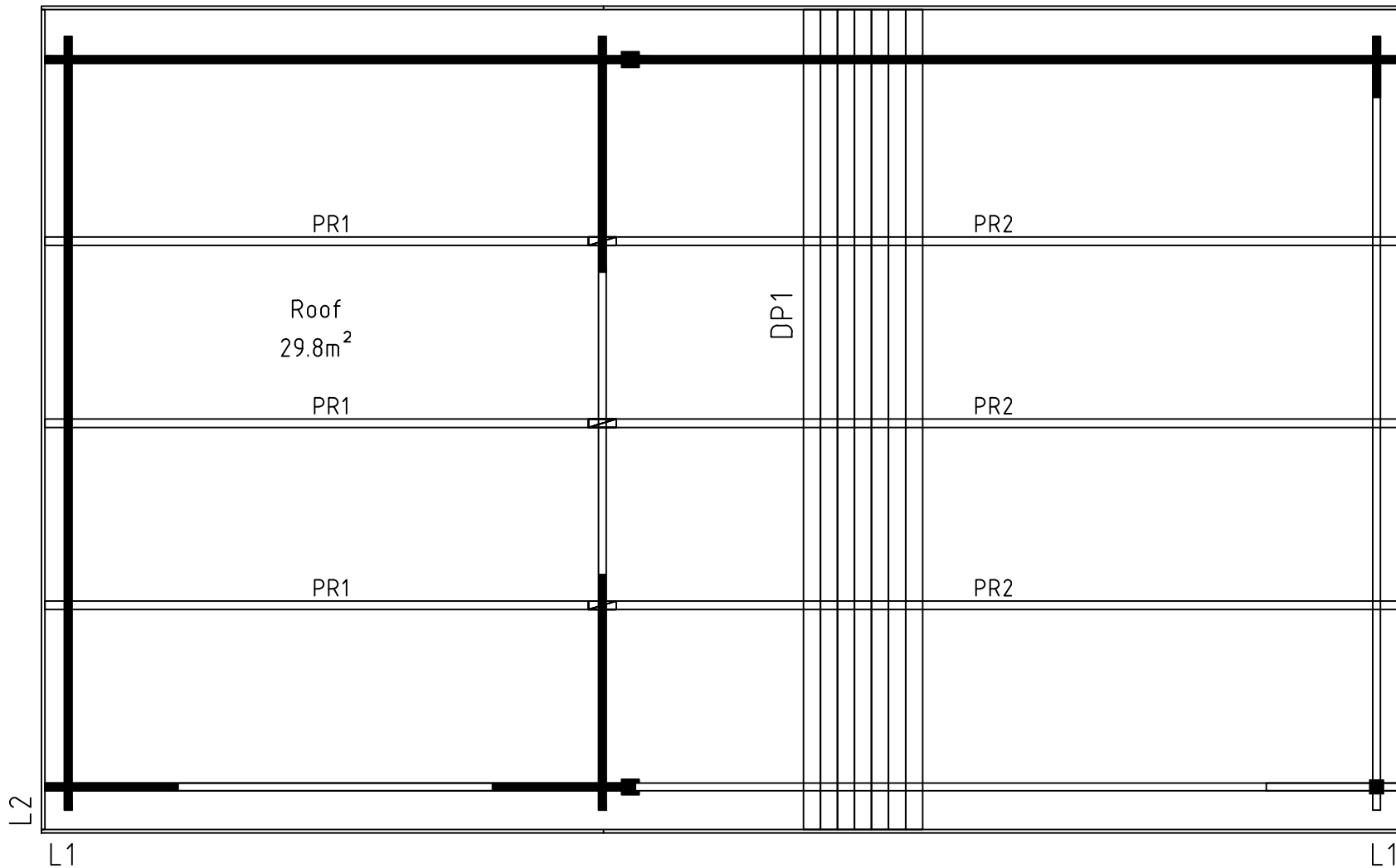
| | | | |
|----------|-----------|-------|---------------|
| Model | Utrecht 4 | Page | 2 |
| Client | | Scale | 1:30 |
| Material | 4x11.4 | Date | 11.04.2019 |
| Company | | File | Utrecht 4.dwg |



| | | | |
|----------|-----------|-------|---------------|
| Model | Utrecht 4 | Page | 3 |
| Client | | Scale | 1:30 |
| Material | 4x11.4 | Date | 11.04.2019 |
| Company | | File | Utrecht 4.dwg |

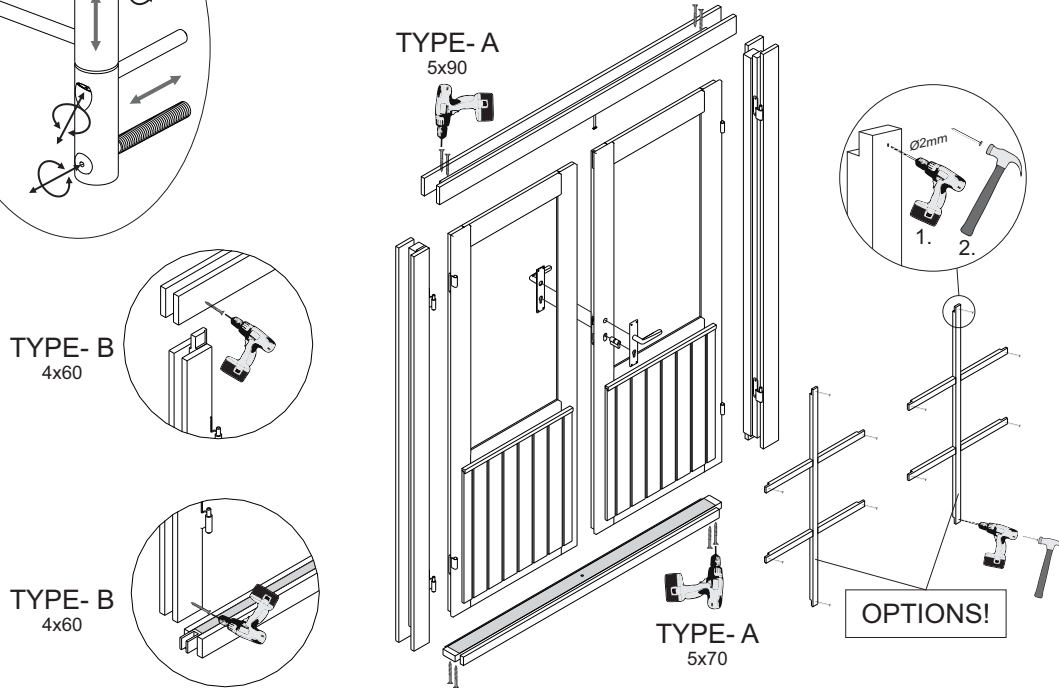
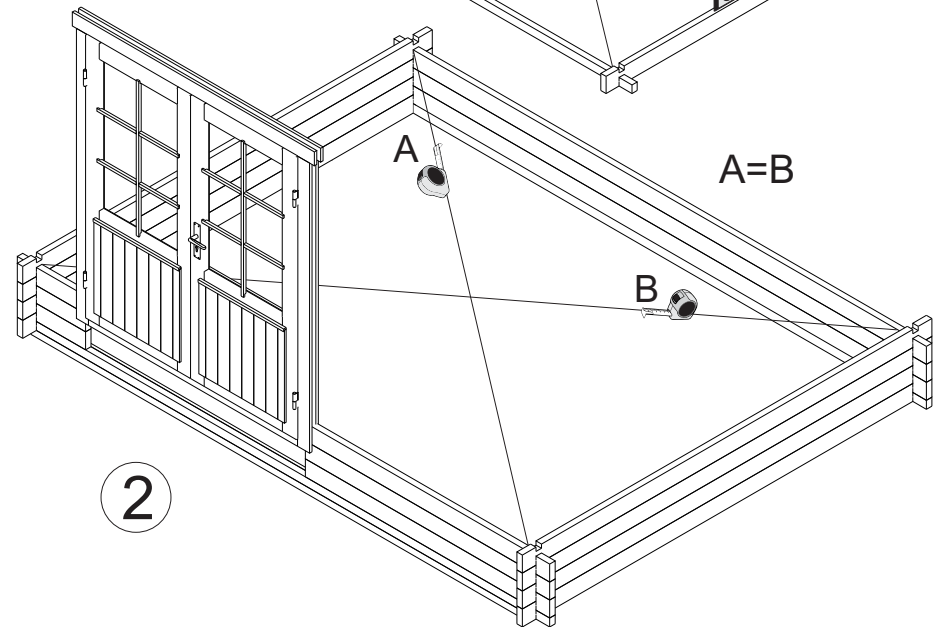
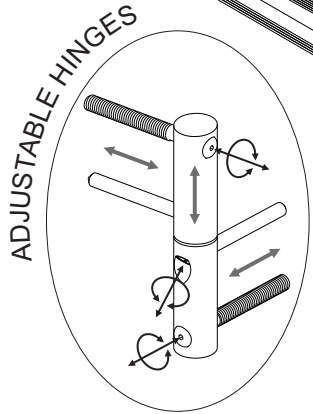
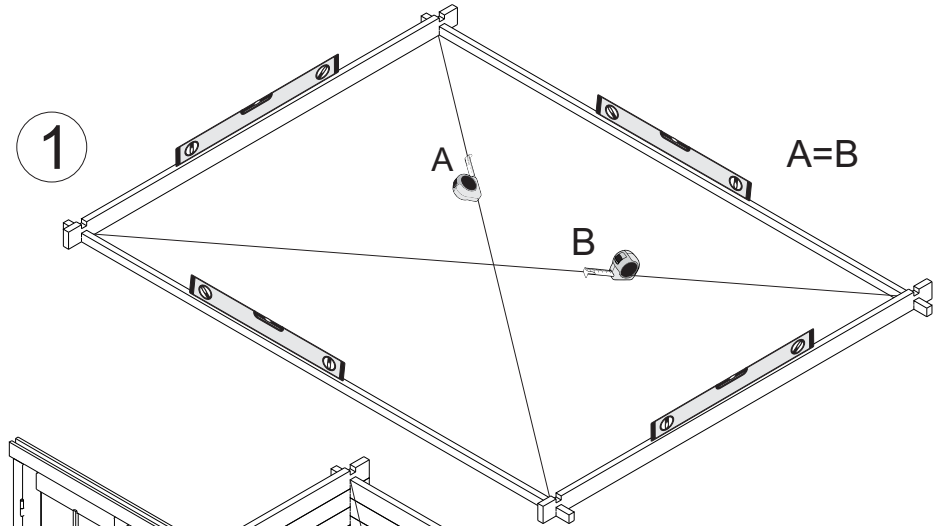
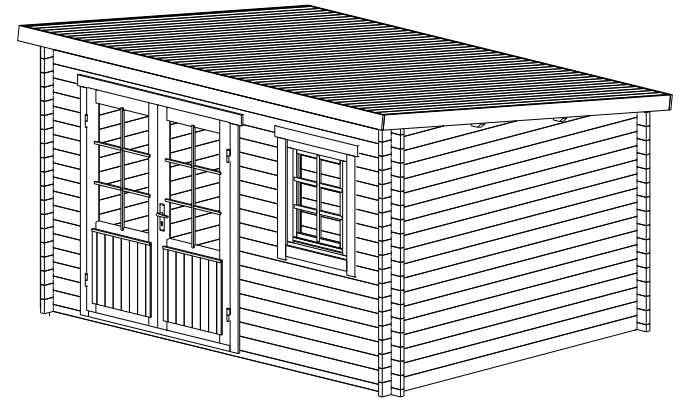
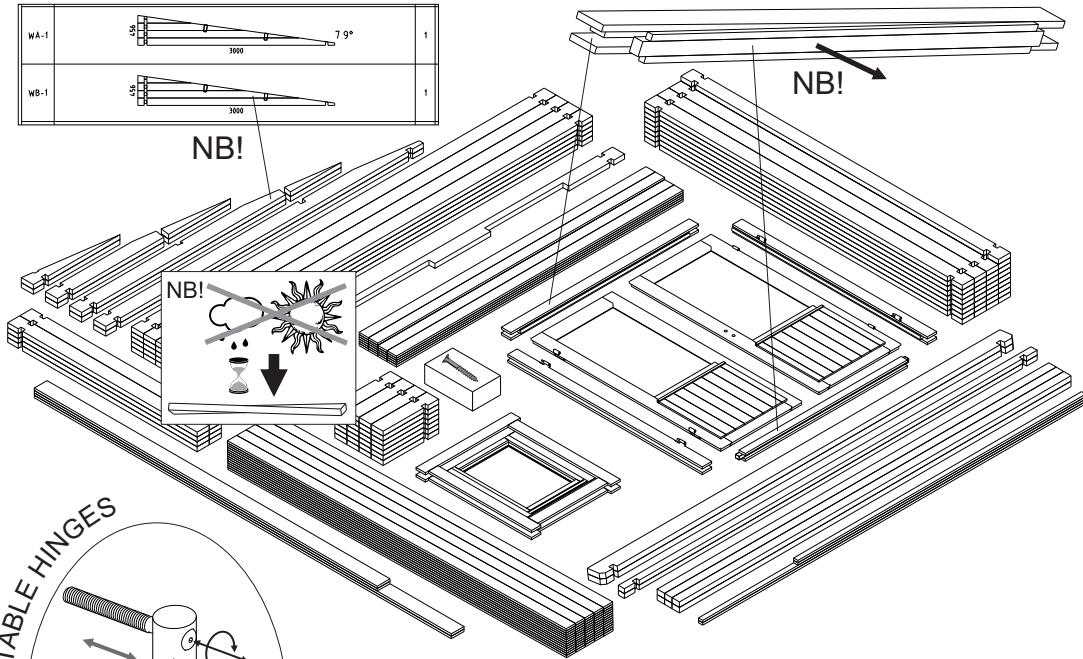
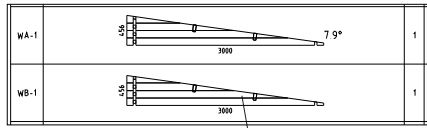


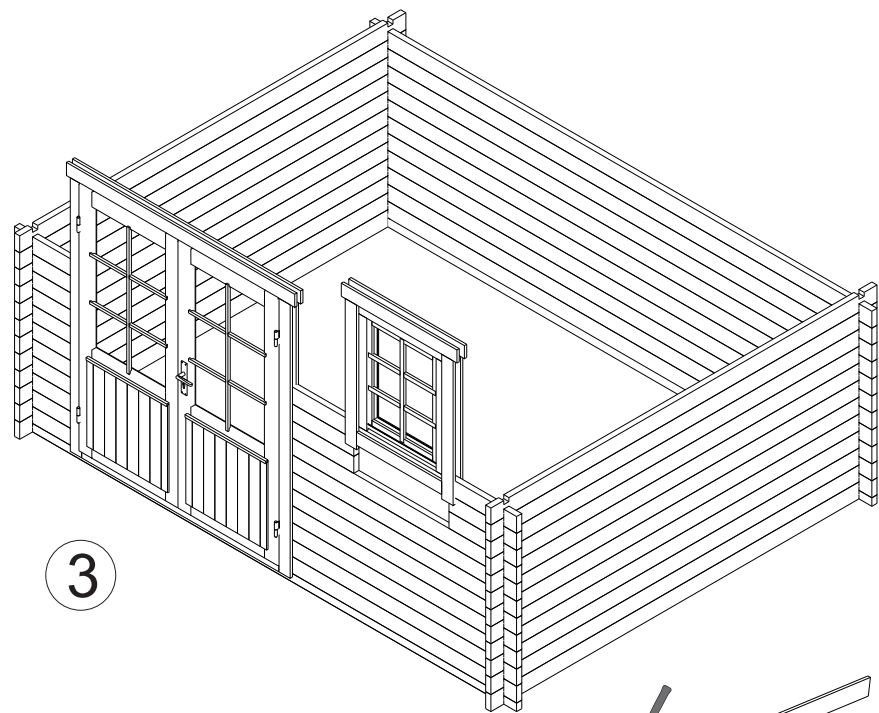
| | | | |
|----------|-----------|-------|---------------|
| Model | Utrecht 4 | Page | 4 |
| Client | | Scale | 1:30 |
| Material | 4x11.4 | Date | 11.04.2019 |
| Company | | File | Utrecht 4.dwg |



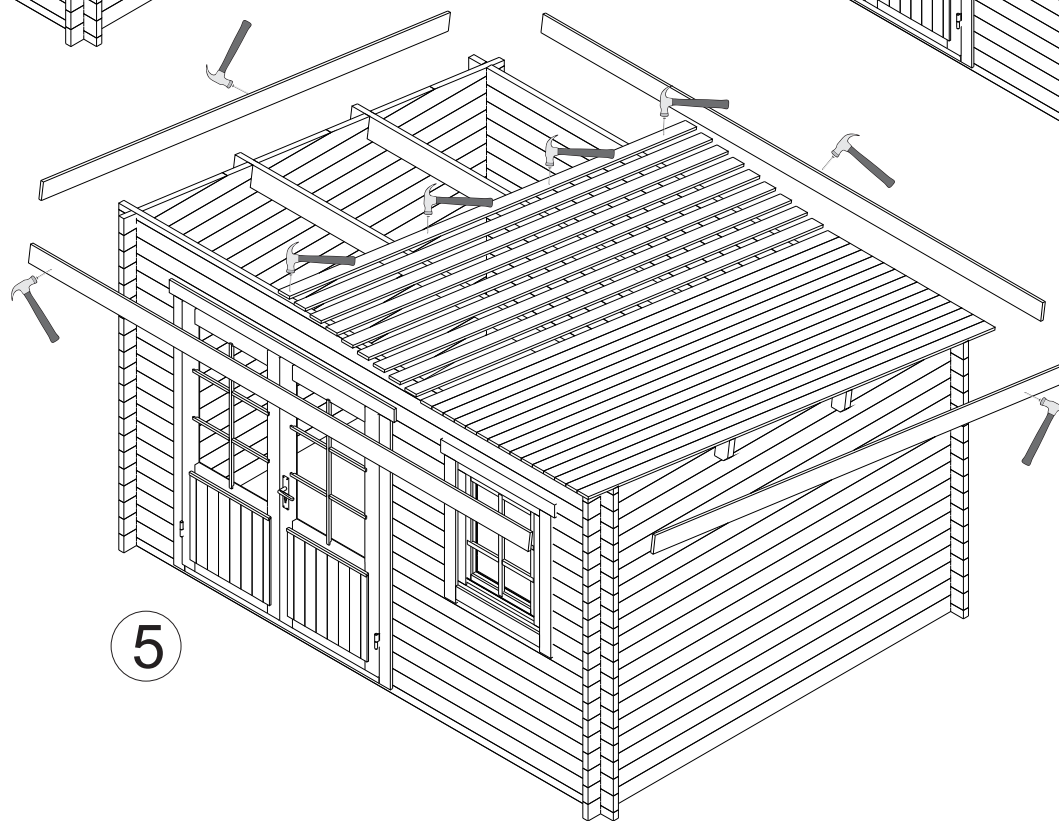
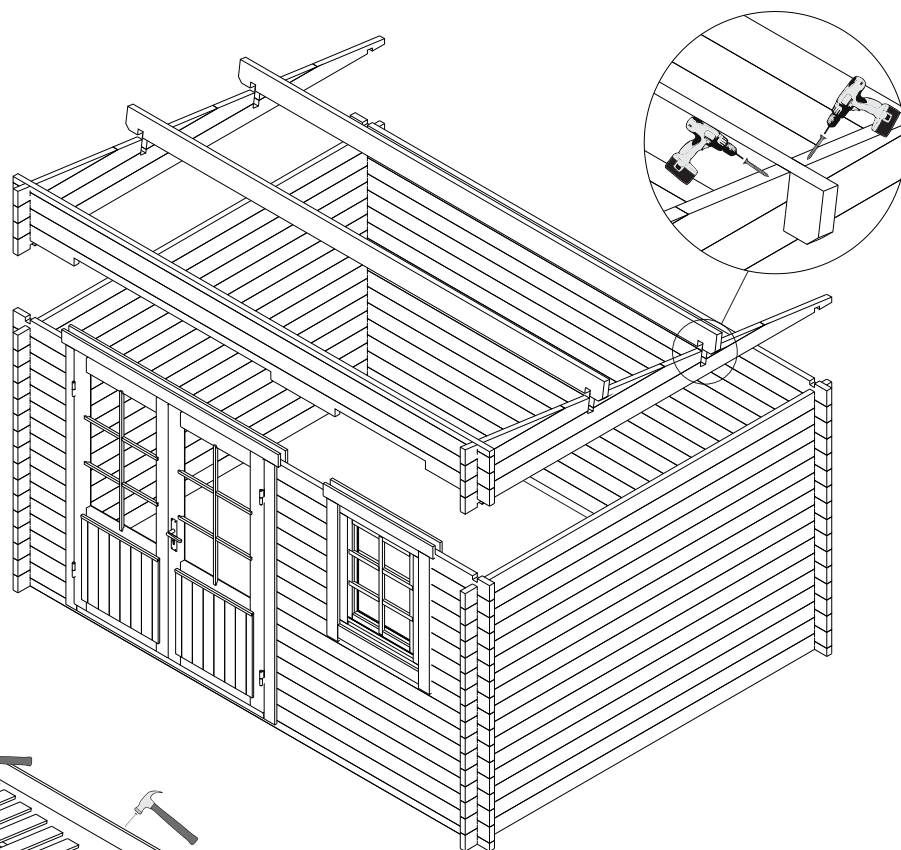
| | | | |
|----------|-----------|-------|---------------|
| Model | Utrecht 4 | Page | ROOF |
| Client | | Scale | 1:30 |
| Material | 4x11.4mm | Date | 11.04.2019 |
| Company | | File | Utrecht 4.dwg |

The guide is illustrative. This guide is not project specification.
 Der Leitfaden ist illustrativ. Dieser Leitfaden ist keine Projektspezifikation.
 De gids is illustratief. Deze gids is geen projectspecificatie.






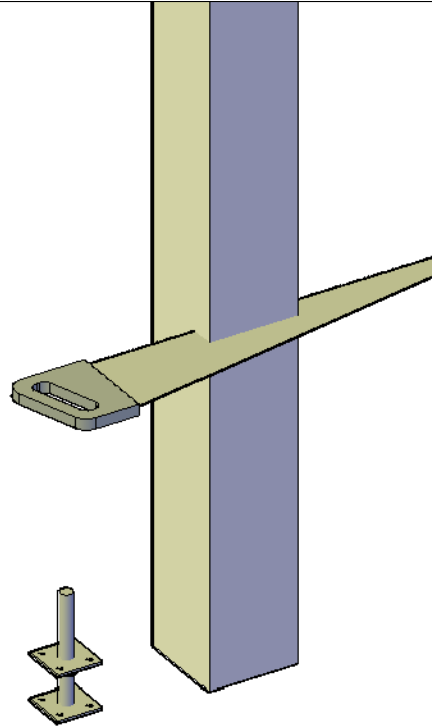
4




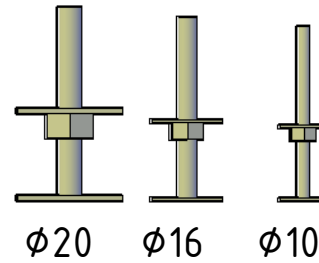
Cutting support post / Schneiden der Stützpfeiler



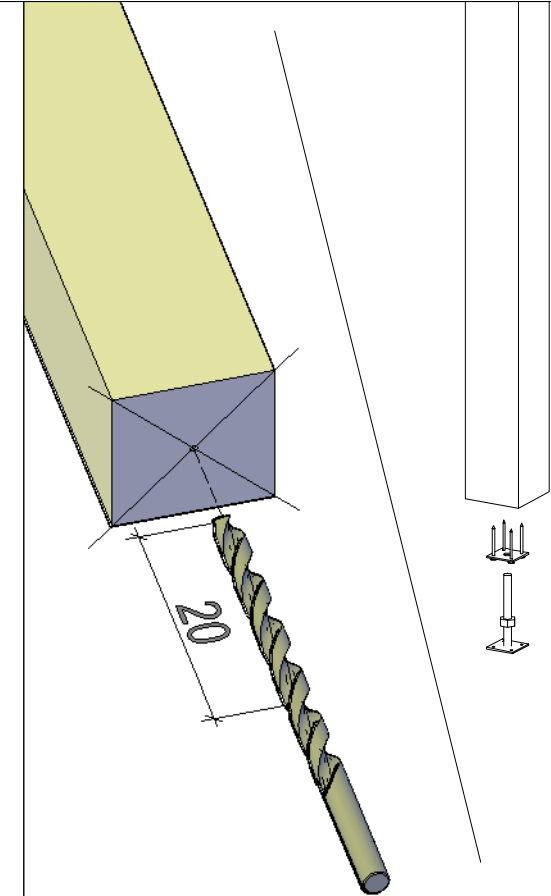
- * Adjustment space for post support should be at least 50mm.
- * Einstellraum für die Pfostenstütze muss mindestens 50mm sein.



- * Support post has extra length for various conditions. Must be sawn to suitable length on spot considering local conditions.
- * Stützpfeiler hat extra Länge für verschiedene Bedingungen. Muss vor Ort unter Berücksichtigung der örtlichen Gegebenheiten zu einer geeigneten Länge gesägt werden.



- * In some cases you need to drill a new hole for a post support. Find a matching drill bit.
- * In einigen Fällen müssen Sie ein neues Loch für die Pfostenstütze bohren. Finden Sie hier den passenden Bohrer.



- * Mark the center of the post and drill a new 20cm deep hole. Continue building.
- * Markieren Sie die Mitte des Pfeilers und bohren Sie ein neues 20cm tiefes Loch. Danach mit Aufbau weiter machen.