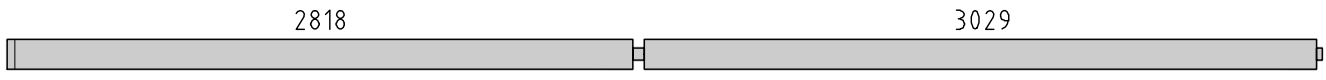






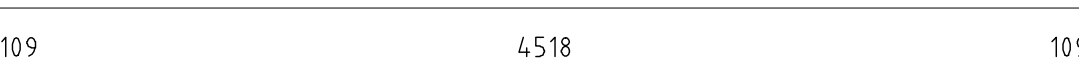










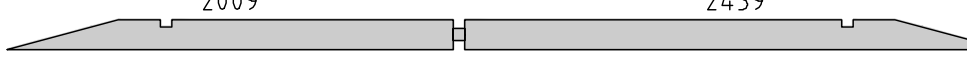


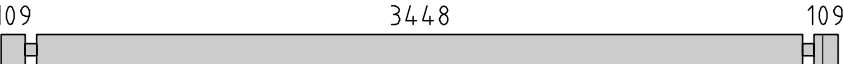
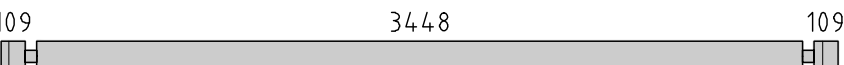
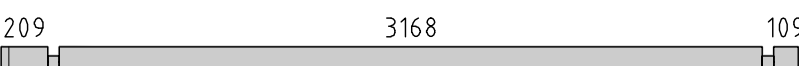
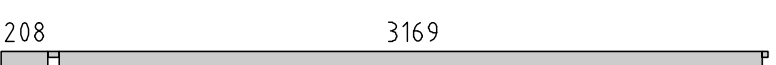

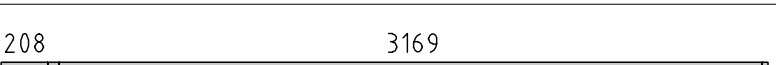
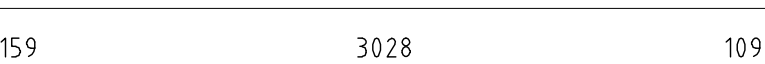


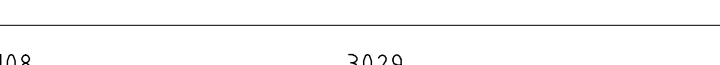
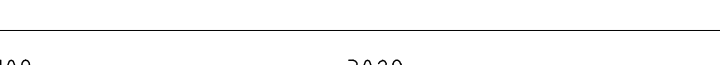









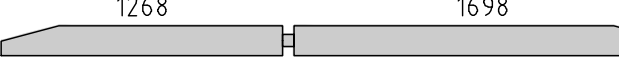
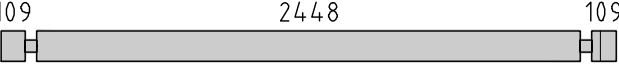

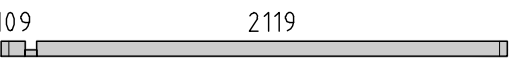


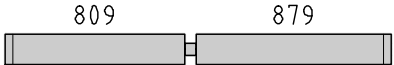
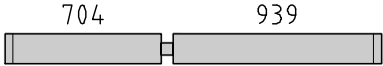



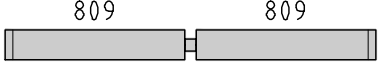





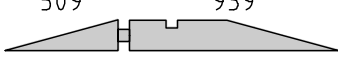
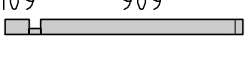
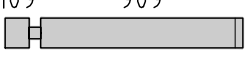
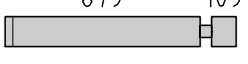


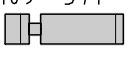







| Pos | Drawing Athy | Amount | Section (mm) | Length (mm) |
|------|--------------------------------------------------------------------------------------|----------|---------------|-------------|
| 001 |  | 13 | 70x135 | 5924 |
| 002 |  | 1 | 70x86 | 5084 |
| 003 |  | 1 | 70x135 | 5084 |
| 004 |  | 1 | 70x135 | 5084 |
| 005 |  | 2 | 70x68 | 4948 |
| 006 |  | 12 | 70x135 | 4948 |
| 007 |  | 2 | 70x135 | 4900 |
| 008 |  | 4 | 70x135 | 4840 |
| 009 |  | 3 | 70x135 | 4840 |
| 010 |  | 2 | 70x135 | 4840 |
| 011 |  | 17 | 70x135 | 4840 |
| 012 |  | 4 | 70x135 | 4840 |
| 013 |  | 2 | 70x135 | 4840 |
| 014 |  | 1 | 70x135 | 4840 |
| 015 |  | 2 | 70x135 | 4764 |
| 016 |  | 1 | 70x68 | 4738 |
| 017 |  | 13 | 70x135 | 4738 |
| 018 |  | 1 | 70x68 | 4738 |
| 019 |  | 3 | 70x135 | 4500 |
| 020 |  | 4 | 70x135 | 4500 |
| 021 |  | 2 | 70x135 | 4500 |
| 022 |  | 13 | 70x135 | 4334 |
| 023 |  | 1 | 70x68 | 4198 |
| 024 |  | 1 | 70x68 | 4198 |
| 025 |  | 2 | 70x68 | 4138 |
| Code | Athy | Material | File Athy.dwg | Sheet 1/7 |

| Pos | Drawing Athy | Amount | Section (mm) | Length (mm) |
|------|--------------------------------------------------------------------------------------|----------|---------------|-------------|
| 026 |  | 12 | 70x135 | 4138 |
| 027 |  | 30 | 70x135 | 3770 |
| 028 |  | 30 | 70x135 | 3770 |
| 029 |  | 13 | 70x135 | 3590 |
| 030 |  | 1 | 70x67 | 3454 |
| 031 |  | 2 | 70x135 | 3454 |
| 032 |  | 1 | 70x68 | 3454 |
| 033 |  | 2 | 70x135 | 3400 |
| 034 |  | 2 | 70x68 | 3354 |
| 035 |  | 10 | 70x135 | 3354 |
| 036 |  | 1 | 70x86 | 3214 |
| 037 |  | 1 | 70x135 | 3214 |
| 038 |  | 1 | 70x135 | 3214 |
| 039 |  | 4 | 70x67 | 3078 |
| 040 |  | 2 | 70x67 | 3078 |
| 041 |  | 12 | 70x135 | 3078 |
| 042 |  | 2 | 70x68 | 3064 |
| 043 |  | 10 | 70x135 | 3064 |
| 044 |  | 3 | 70x135 | 3018 |
| 045 |  | 4 | 70x137 | 3018 |
| 046 |  | 2 | 70x135 | 3018 |
| 047 |  | 30 | 70x135 | 2770 |
| 048 |  | 7 | 70x135 | 2760 |
| 049 |  | 2 | 70x68 | 2280 |
| 050 |  | 28 | 70x135 | 2280 |
| Code | Athy | Material | File Athy.dwg | Sheet 2/7 |

| Pos | Drawing Athy | Amount | Section (mm) | Length (mm) |
|-----|-------------------------------------------------------------------------------------|--------|--------------|-------------|
| 051 |  | 1 | 70x68 | 1834 |
| 052 |  | 1 | 70x68 | 1834 |
| 053 |  | 7 | 70x135 | 1740 |
| 054 |  | 7 | 70x135 | 1695 |
| 055 |  | 3 | 70x135 | 1681 |
| 056 |  | 2 | 70x135 | 1681 |
| 057 |  | 4 | 70x135 | 1681 |
| 058 |  | 7 | 70x135 | 1670 |
| 059 |  | 16 | 70x135 | 1665 |
| 060 |  | 1 | 70x86 | 1540 |
| 061 |  | 5 | 70x135 | 1540 |
| 062 |  | 1 | 70x135 | 1540 |
| 063 |  | 7 | 70x135 | 1500 |
| 064 |  | 2 | 70x137 | 1500 |
| 065 |  | 1 | 70x68 | 1070 |
| 066 |  | 14 | 70x135 | 1070 |
| 067 |  | 7 | 70x135 | 1040 |
| 068 |  | 7 | 70x135 | 970 |
| 069 |  | 7 | 70x135 | 895 |
| 070 |  | 14 | 70x135 | 533 |
| 071 |  | 2 | 70x68 | 370 |
| 072 |  | 28 | 70x135 | 370 |
| 073 |  | 14 | 70x135 | 363 |
| 074 |  | 14 | 70x97 | 358 |
| 075 |  | 30 | 70x135 | 270 |

Code

Athy


















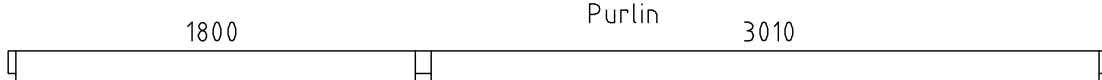




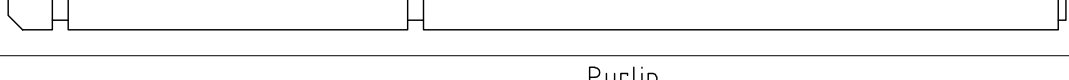


Material


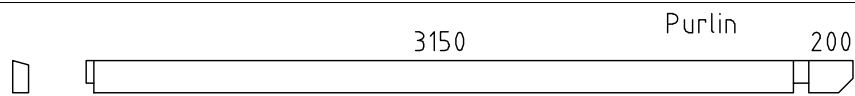
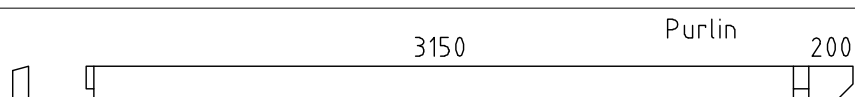
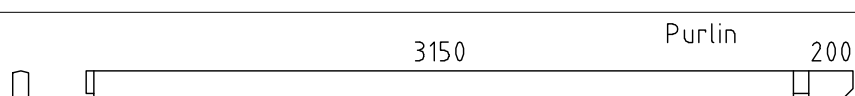







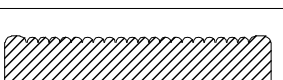












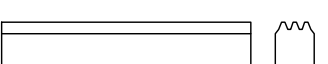
File

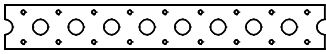


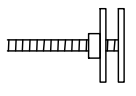


Athy.dwg


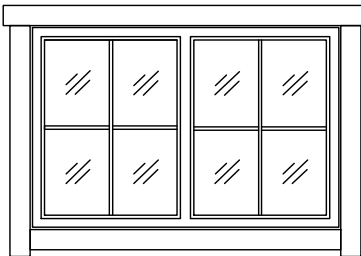
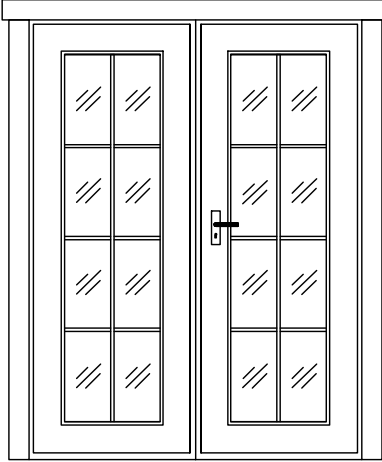

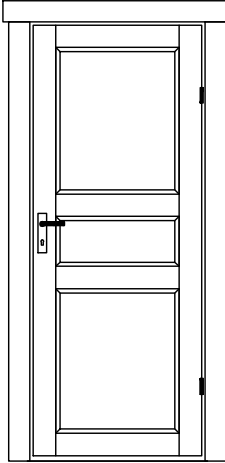
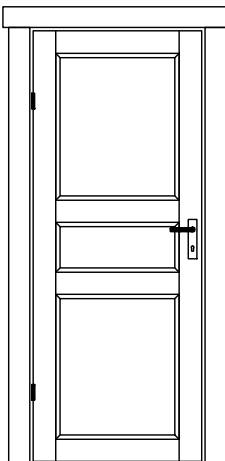
Sheet

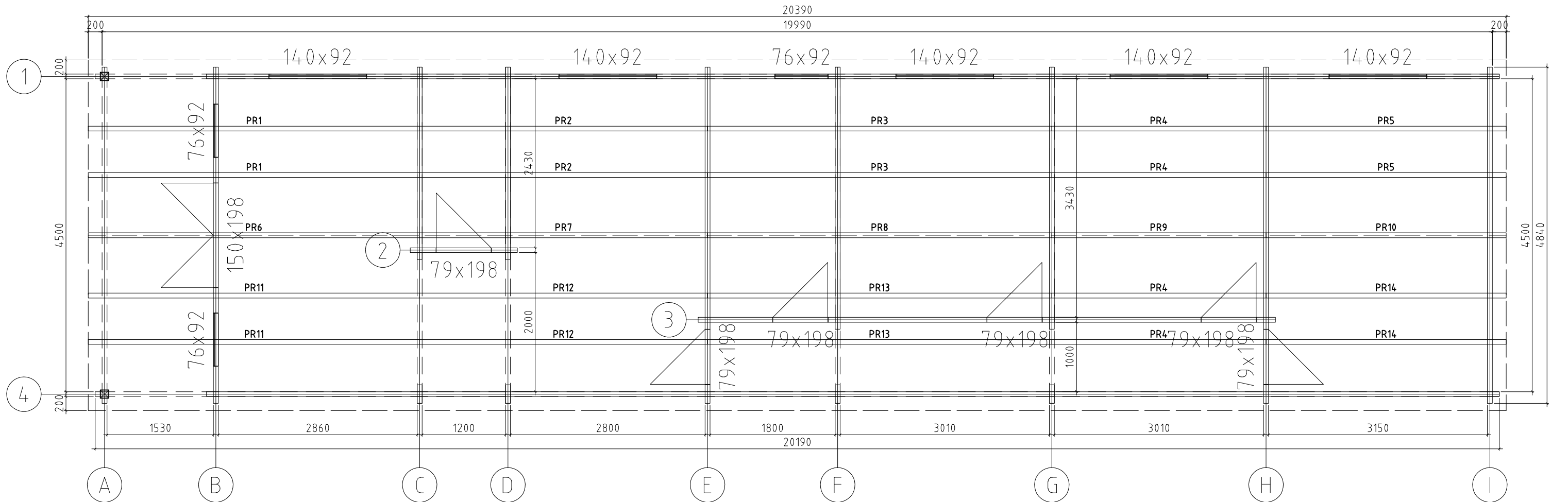
3/7

| Pos | Drawing Athy | Amount | Section (mm) | Length (mm) |
|-------|-----------------------------------------------------------------------------------------------------|----------|---------------|-------------|
| 076 | 109109  | 1 | 70x68 | 270 |
| 077 | 109109  | 14 | 70x135 | 270 |
| 078 | 109109  | 60 | 70x135 | 270 |
| 079 |  | 16 | 70x60 | 224 |
| 080 |  | 18 | 70x51 | 189 |
| 081 |  | 2 | 70x60 | 154 |
| 082 |  | 4 | 70x97 | 288 |
| Extra | 109  5839 | 1 | 70x135 | 6000 |
| Fb2 | Floor beam  | 39 | 48x74 | 4800 |
| Fb1 | Floor beam  | 3 | 48x74 | 4428 |
| Fb4 | Floor beam  | 7 | 48x74 | 3873 |
| Fb6 | Floor beam  | 2 | 48x74 | 3500 |
| Fb5 | Floor beam  | 9 | 48x74 | 1553 |
| Fb3 | Floor beam  | 4 | 48x74 | 770 |
| P1 | Post  | 2 | 120x120 | 2065 |
| Sl2 | Sliding lath  | 14 | 27x27 | 1913 |
| Sl1 | Sliding lath  | 16 | 27x27 | 920 |
| PR3 | Purlin  | 2 | 70x145 | 4950 |
| PR13 | Purlin  | 2 | 70x145 | 4950 |
| PR8 | Purlin  | 1 | 70x145 | 4950 |
| PR1 | Purlin  | 2 | 70x145 | 4765 |
| PR11 | Purlin  | 2 | 70x145 | 4765 |
| PR6 | Purlin  | 1 | 70x145 | 4765 |
| PR2 | Purlin  | 2 | 70x145 | 4140 |
| PR12 | Purlin  | 2 | 70x145 | 4140 |
| Code | Athy | Material | File Athy.dwg | Sheet 4/7 |


| Pos | Drawing Athy | Amount | Section (mm) | Length (mm) | |
|------|------------------------------------------------------------------------------------|---------------------------------------------------------------------------------------|-----------------|----------------|-----------|
| PR7 |  | 1 | 70x145 | 4140 | |
| PR5 |  | 2 | 70x145 | 3455 | |
| PR14 |  | 2 | 70x145 | 3455 | |
| PR10 |  | 1 | 70x145 | 3455 | |
| PR4 |  | 4 | 70x145 | 3080 | |
| PR9 |  | 1 | 70x145 | 3080 | |
| | Floor board |  | 79 | 113x28 | 4496 |
| | Floor board |  | 70 | 113x28 | 3426 |
| | Floor board |  | 11 | 113x28 | 2426 |
| | Floor board |  | 11 | 113x28 | 1996 |
| | Floor board |  | 71 | 113x28 | 996 |
| | Balcony board |  | 13 | 120x28 | 4640 |
| | Roof board |  | 362 +1 | 113x28 | 2620 |
| | Floor slat |  | | 18x40 | 105 |
| | Eaves board |  | 8 | 18x95 | 4078 |
| | Eaves board support |  | 8 | 18x40 | 4078 |
| | Gable board |  | 4 | 18x120 | 2660 |
| | Gable top |  | 4 | 18x70 | 2660 |
| R1 | Rod M8 |  | 32 | | 1000 |
| R2 | Rod M8 |  | 16 | | 295 |
| R3 | Rod M8 |  | 2 | | 270 |
| | Nut M8 |  | 36 | | |
| | Washer M8 |  | 36 | | |
| | Connector M8 |  | 32 | | |
| MB | Assembling piece |  | 3 | 70x60 | 500 |
| Code | Athy | Material | File | Athy.dwg | Sheet 5/7 |

| Pos | Drawing Athy | Amount | Section (mm) | Length (mm) |
|------|----------------------------------------------------------------------------------------------------------------------------------------------|----------|-----------------|----------------|
| | Connecting Belt (for Purlins and Wall beams connections)  | 1 | | 6700 |
| | Screw 4,0x50 (for Connecting Belt)  | 500 | | |
| FB | Fixing Block  | 16 | 27x120 | 50 |
| PF | Post foot M20  | 2 | | |
| | Screw 4,5x50 (for Post foot)  | 8 | | |
| | Screw 4x60 (for Sliding lath)  | 100 | | |
| | | | | |
| | | | | |
| | | | | |
| | | | | |
| | | | | |
| | | | | |
| | | | | |
| | | | | |
| | | | | |
| | | | | |
| | | | | |
| | | | | |
| | | | | |
| | | | | |
| | | | | |
| | | | | |
| | | | | |
| | | | | |
| | | | | |
| | | | | |
| | | | | |
| | | | | |
| | | | | |
| Code | Athy | Material | File | |
| | | Athy.dwg | Sheet | |
| | | | 6/7 | |

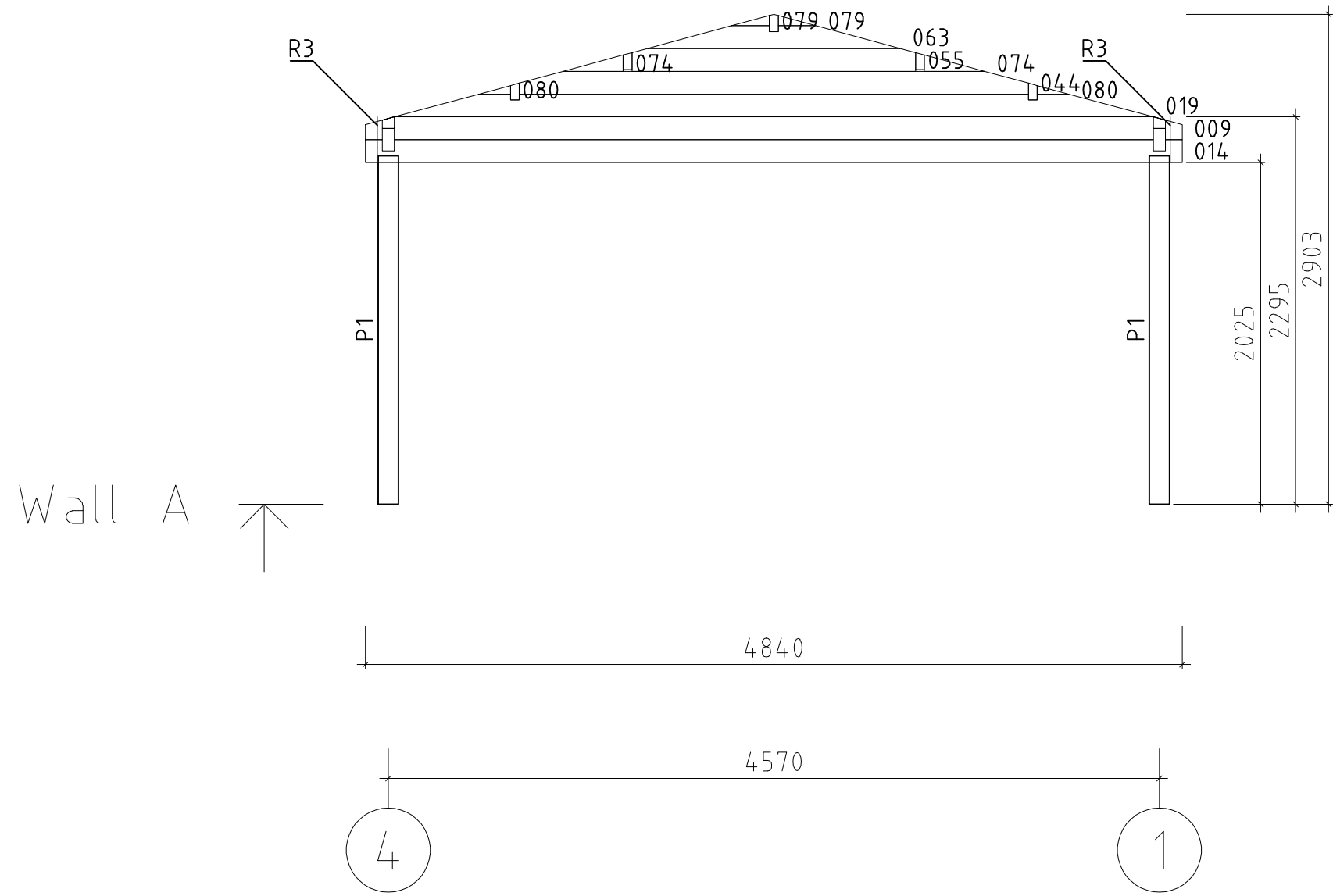
| Pos | Drawing Athy | Amount | Section (mm) | Length (mm) |
|-----|-------------------------------------------------------------------------------------------------------------------------------------|--------|-----------------|----------------|
| | Window 760x920 + side slat set  | 3 | | |
| | Window 1400x920 + side slat set  | 5 | | |
| | Door 1500x1980 + side slat set  | 1 | | |
| | Door 790x1980 + side slat set  | 1 | | |
| | Door 790x1980 + side slat set (right hand)  | 1 | | |
| | Door 790x1980 + side slat set (left hand)  | 4 | | |



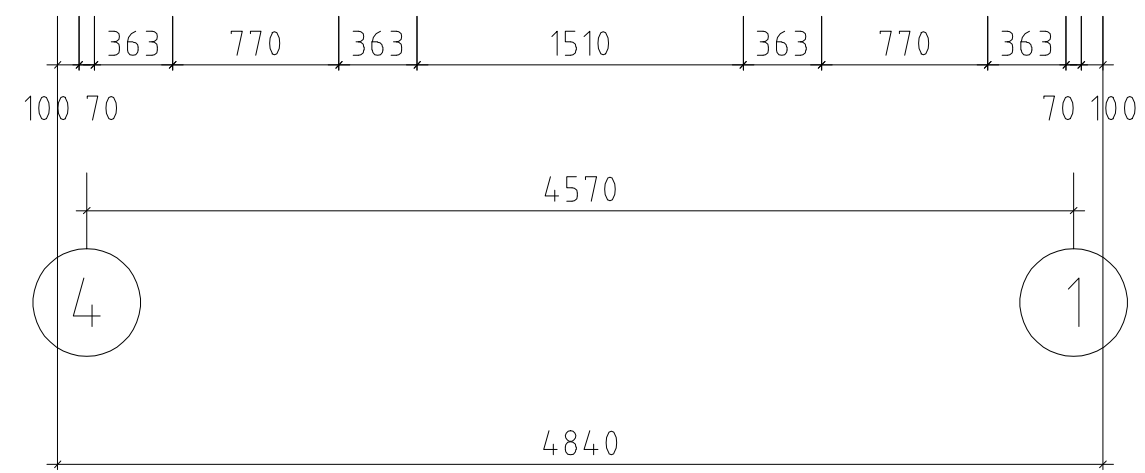
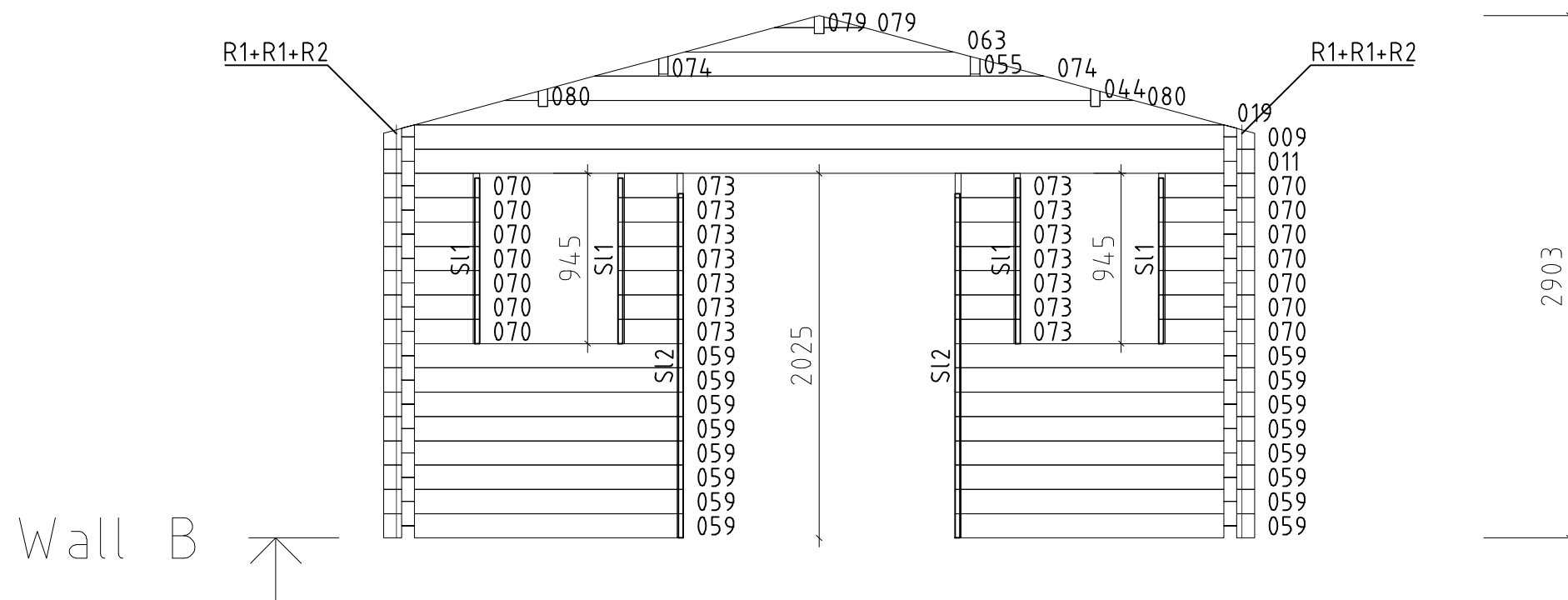
| | | | |
|-------------|----------|-------|------------|
| Code | Athy | Sheet | 1 |
| Drawing | Plan | Scale | 1:100 |
| Material | 70x135 | Date | 12.03.2019 |
| Designed by | Tuindeco | File | Athy.dwg |



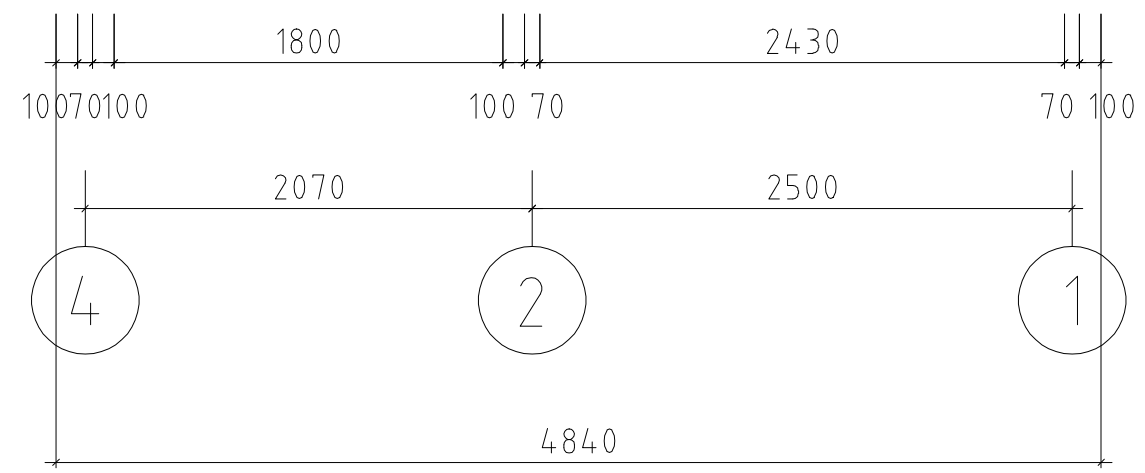
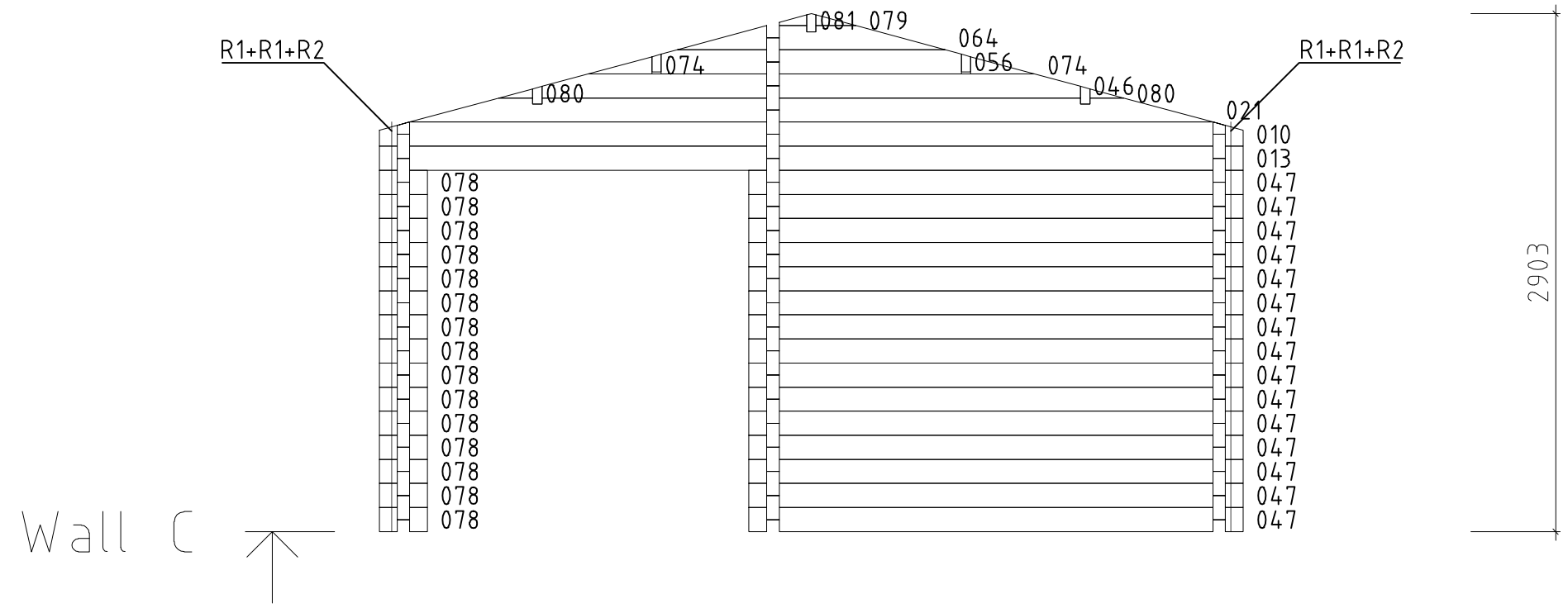
| | | | |
|-------------|-------------------|-------|------------|
| Code | Athy | Sheet | 2 |
| Drawing | Plan - Floor beam | Scale | 1:100 |
| Material | 48x74 | Date | 12.03.2019 |
| Designed by | Tuindeco | File | Athy.dwg |



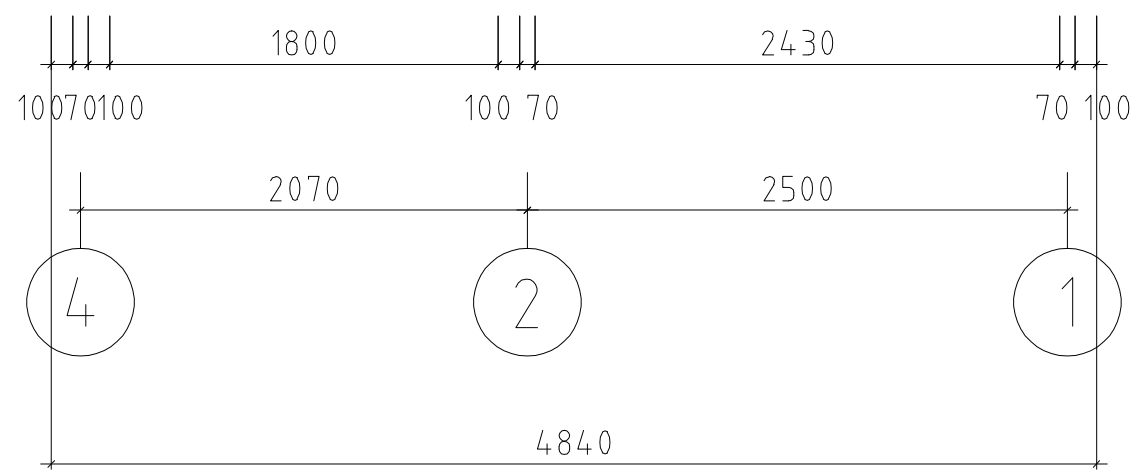
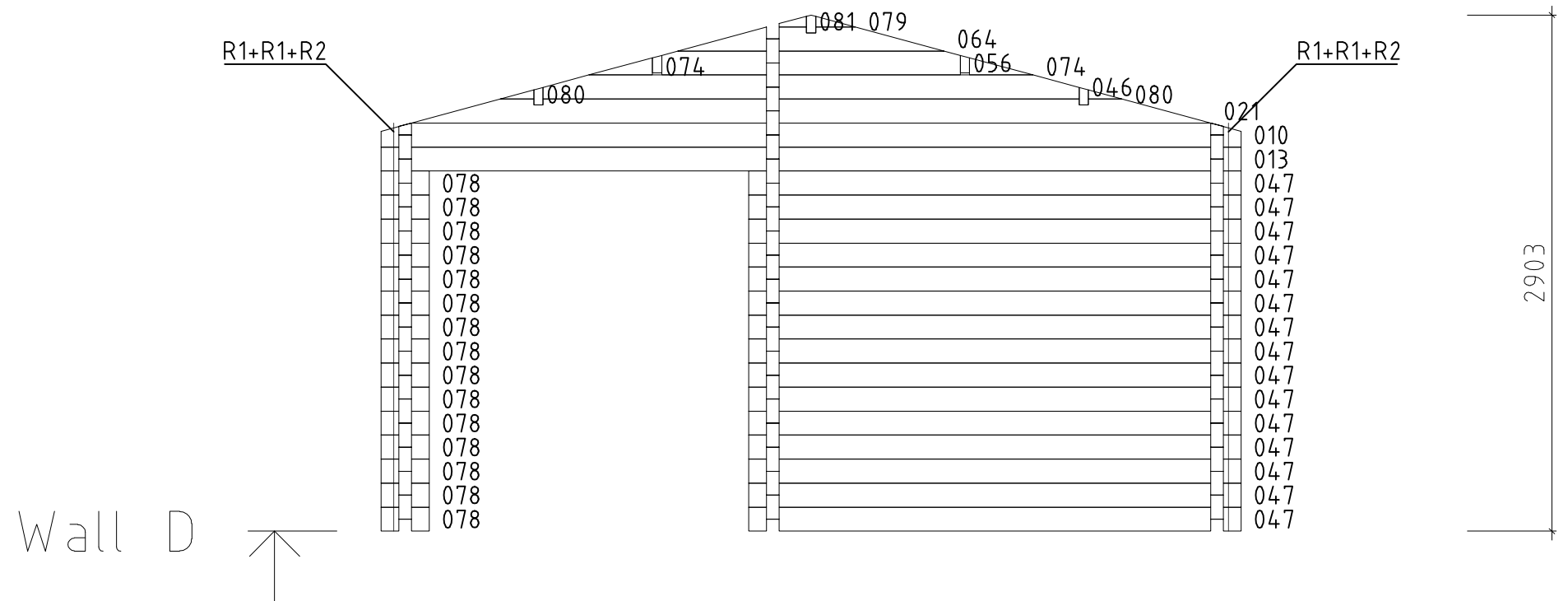
| | | | |
|-------------|----------|-------|------------|
| Code | Athy | Sheet | 3 |
| Drawing | Wall A | Scale | 1:100 |
| Material | 7.0x13.5 | Date | 14.03.2019 |
| Designed by | Tuindeco | File | Athy.dwg |



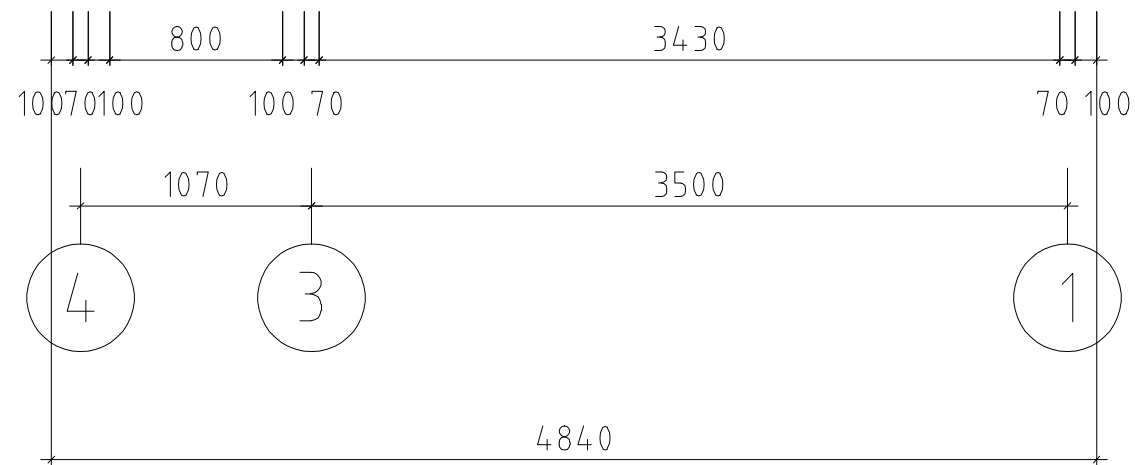
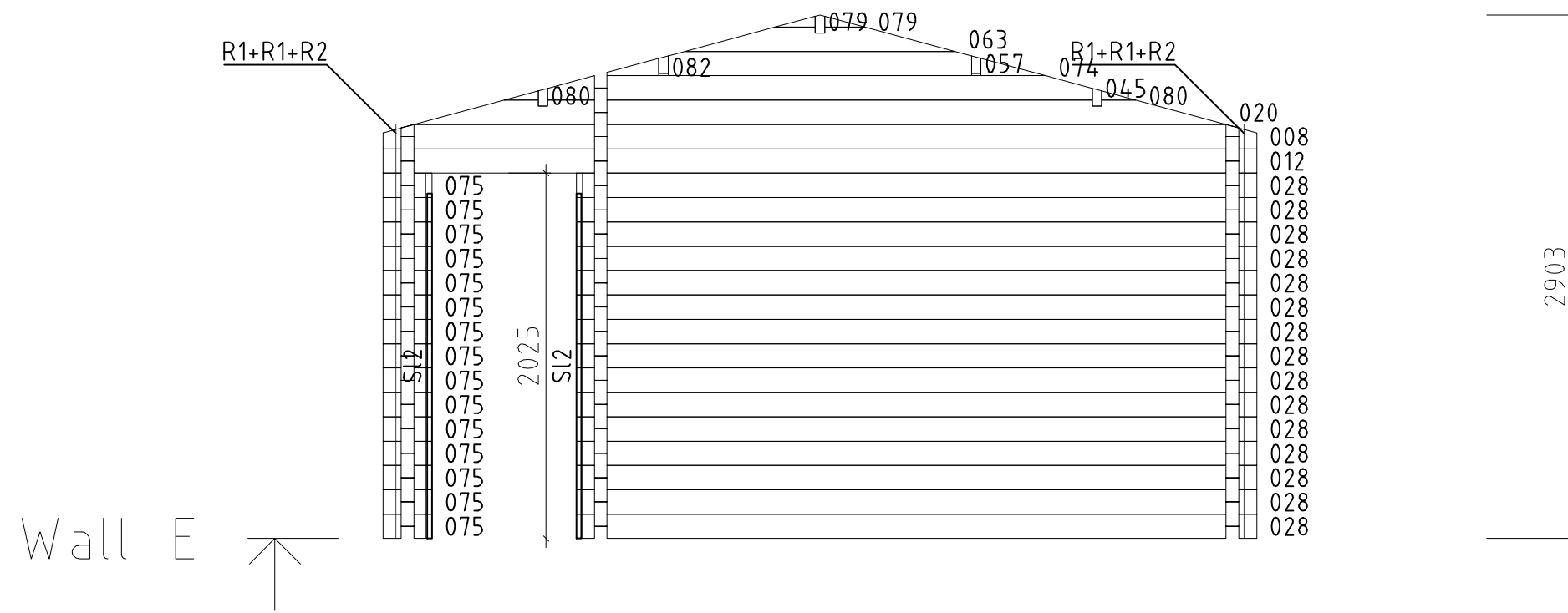
| | | | |
|-------------|----------|-------|------------|
| Code | Athy | Sheet | 4 |
| Drawing | Wall B | Scale | 1:100 |
| Material | 7.0x13.5 | Date | 14.03.2019 |
| Designed by | Tuindeco | File | Athy.dwg |



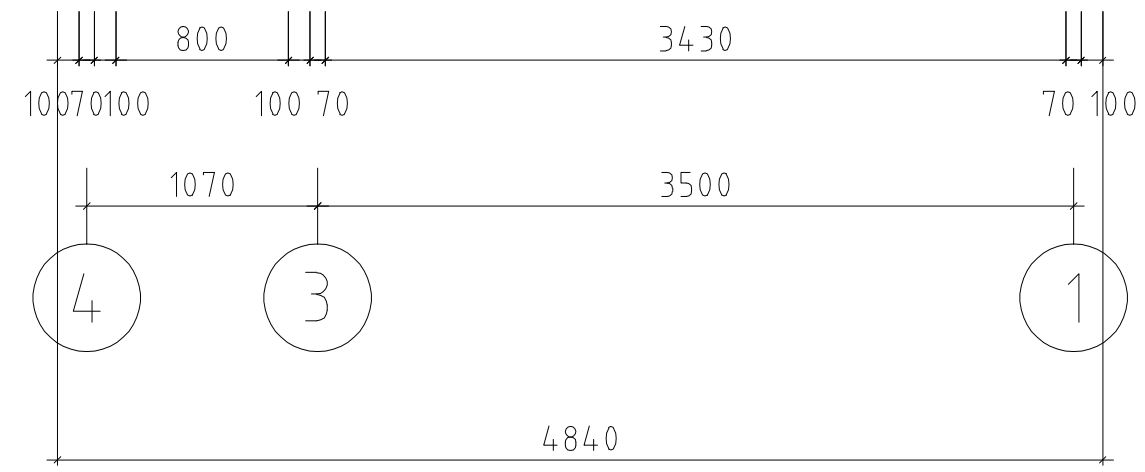
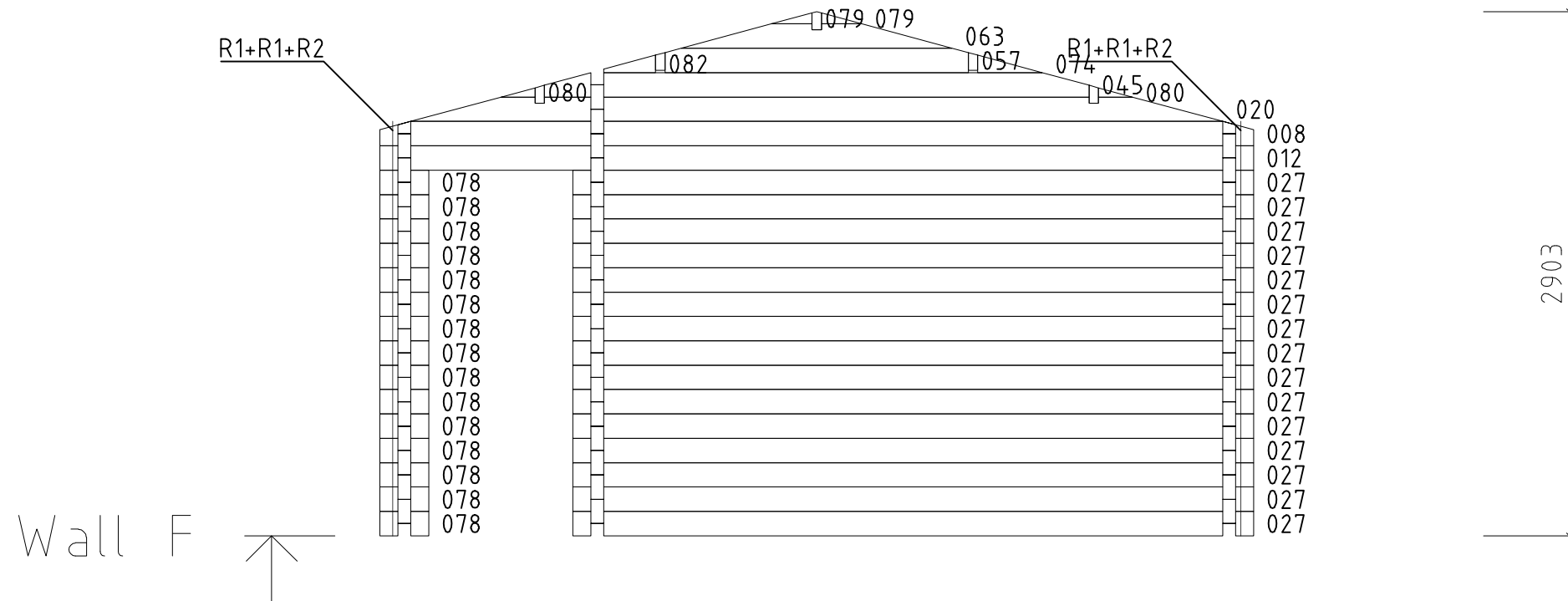
| | | | |
|-------------|----------|-------|------------|
| Code | Athy | Sheet | 5 |
| Drawing | Wall C | Scale | 1:100 |
| Material | 7.0x13.5 | Date | 14.03.2019 |
| Designed by | Tuindeco | File | Athy.dwg |



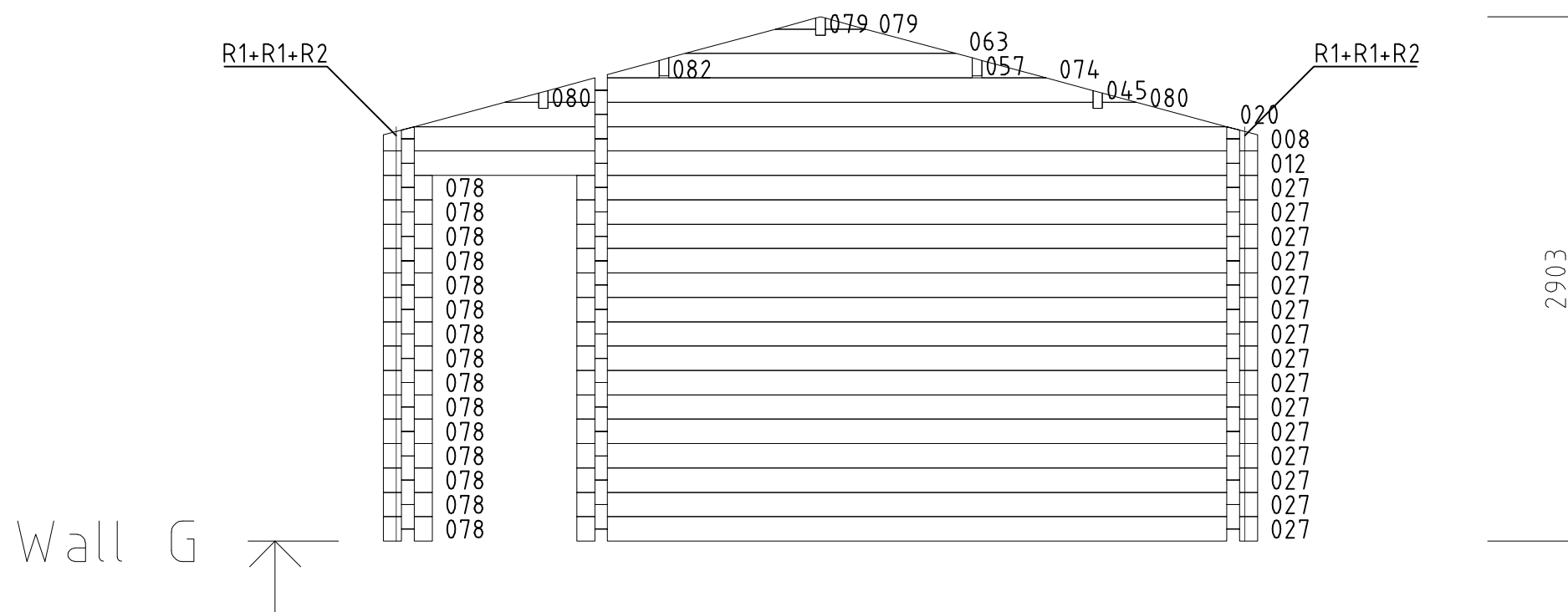
| | | | |
|-------------|----------|-------|------------|
| Code | Athy | Sheet | 6 |
| Drawing | Wall D | Scale | 1:100 |
| Material | 7.0x13.5 | Date | 14.03.2019 |
| Designed by | Tuindeco | File | Athy.dwg |



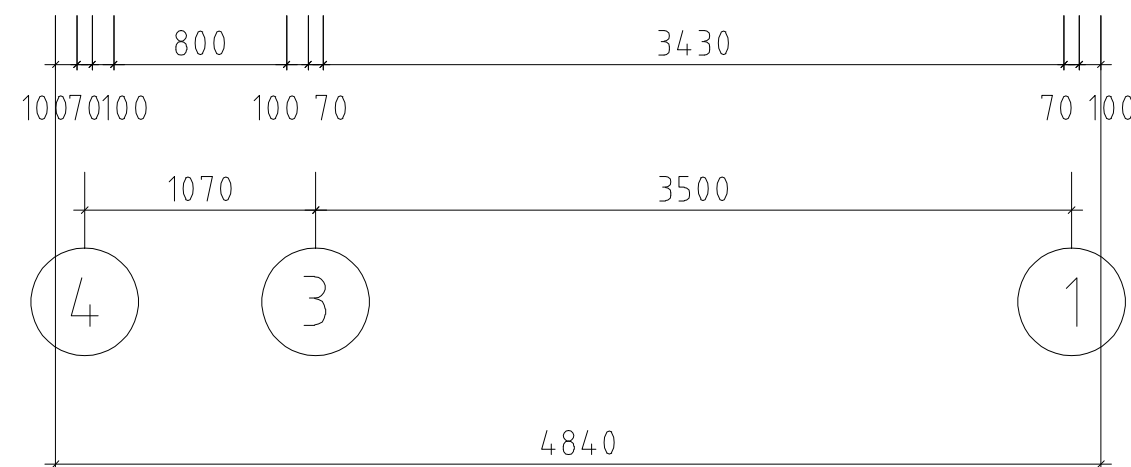
| | | | |
|-------------|----------|-------|------------|
| Code | Athy | Sheet | 7 |
| Drawing | Wall E | Scale | 1:100 |
| Material | 7.0x13.5 | Date | 14.03.2019 |
| Designed by | Tuindeco | File | Athy.dwg |



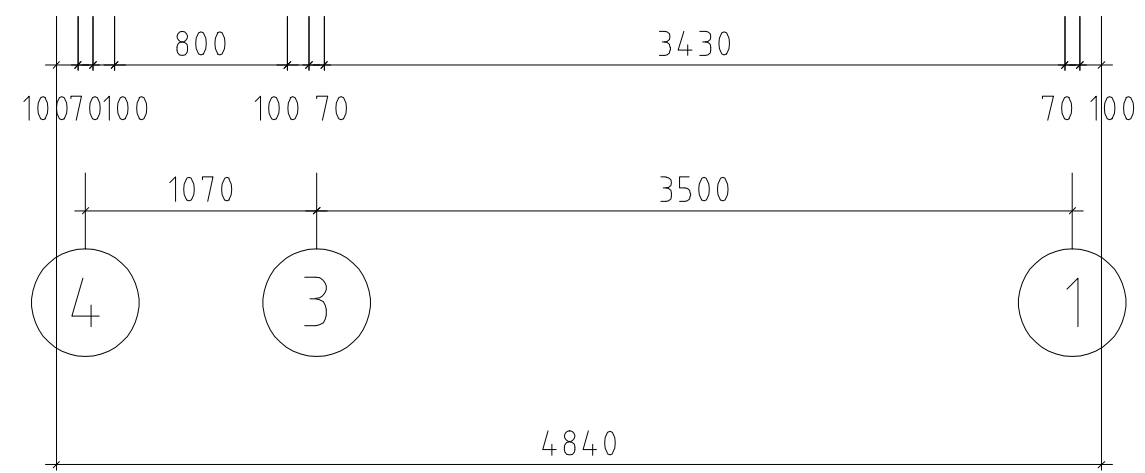
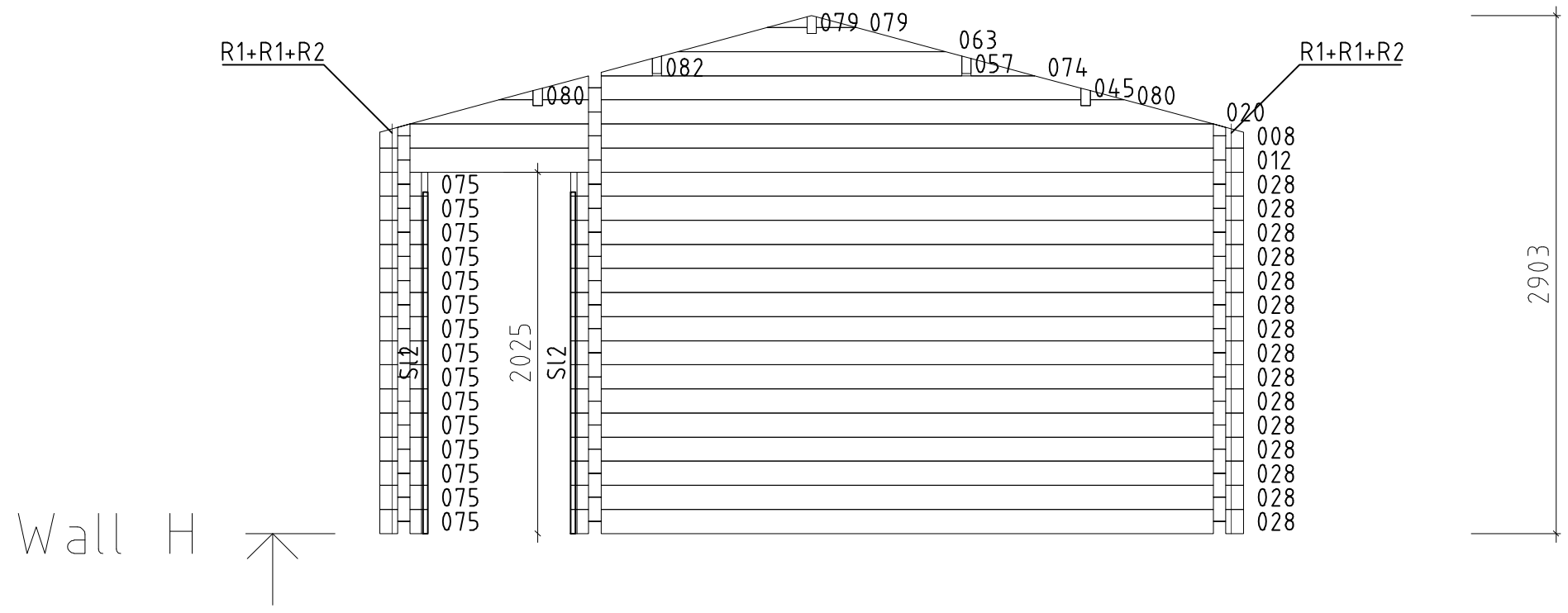
| | | | |
|-------------|----------|-------|------------|
| Code | Athy | Sheet | 8 |
| Drawing | Wall F | Scale | 1:100 |
| Material | 7.0x13.5 | Date | 14.03.2019 |
| Designed by | Tuindeco | File | Athy.dwg |



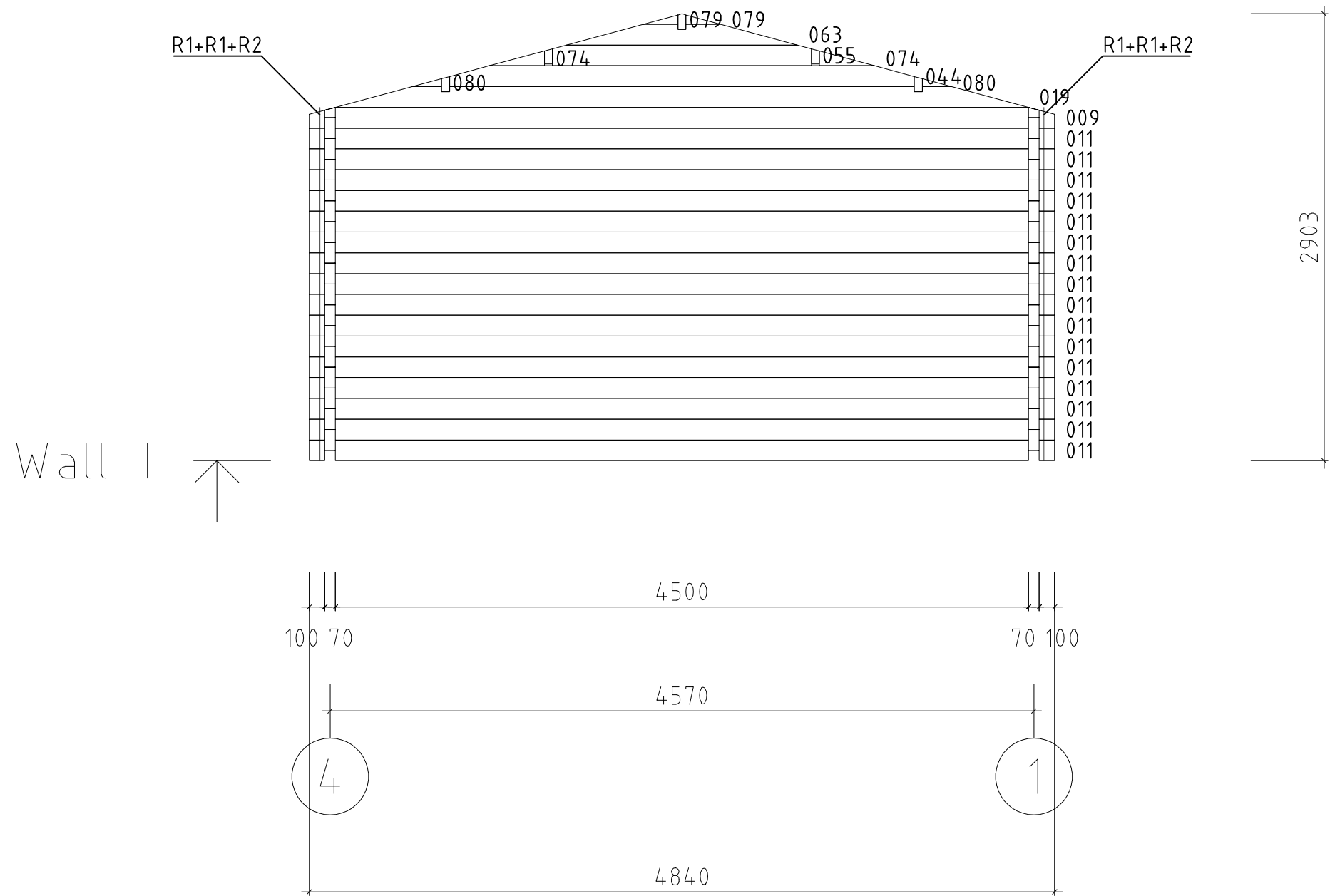
Wall G ↑




| | | | |
|-------------|----------|-------|------------|
| Code | Athy | Sheet | 9 |
| Drawing | Wall G | Scale | 1:100 |
| Material | 7.0x13.5 | Date | 14.03.2019 |
| Designed by | Tuindeco | File | Athy.dwg |



| | | | |
|-------------|----------|-------|------------|
| Code | Athy | Sheet | 10 |
| Drawing | Wall H | Scale | 1:100 |
| Material | 7.0x13.5 | Date | 14.03.2019 |
| Designed by | Tuindeco | File | Athy.dwg |

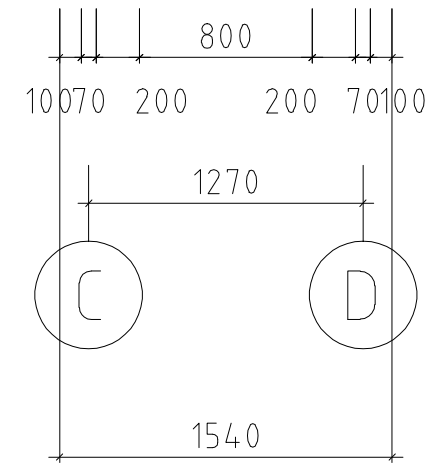
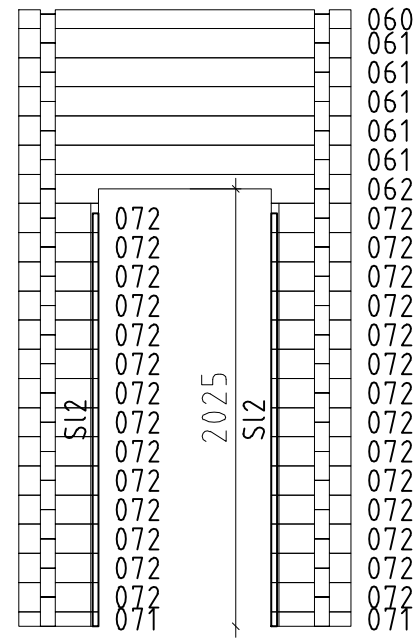


| | | | |
|-------------|----------|-------|------------|
| Code | Athy | Sheet | 11 |
| Drawing | Wall I | Scale | 1:100 |
| Material | 7.0x13.5 | Date | 14.03.2019 |
| Designed by | Tuindeco | File | Athy.dwg |



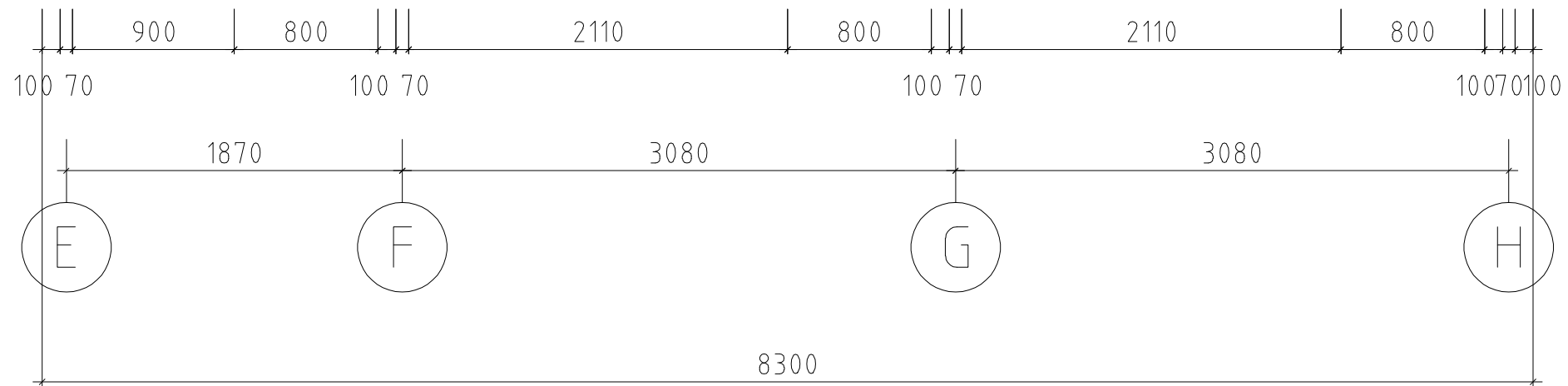

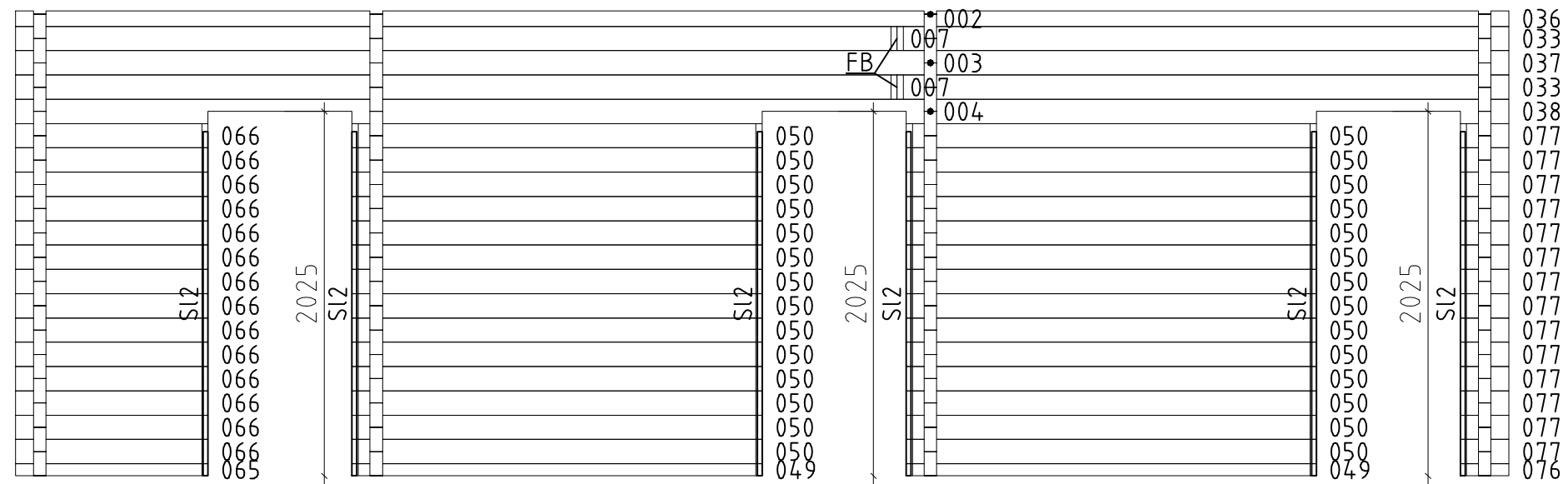
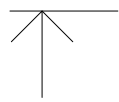
| | | | |
|-------------|----------|-------|------------|
| Code | Athy | Sheet | 12 |
| Drawing | Wall 1 | Scale | 1:100 |
| Material | 7.0x13.5 | Date | 14.03.2019 |
| Designed by | Tuindeco | File | Athy.dwg |

Wall 2 ↑

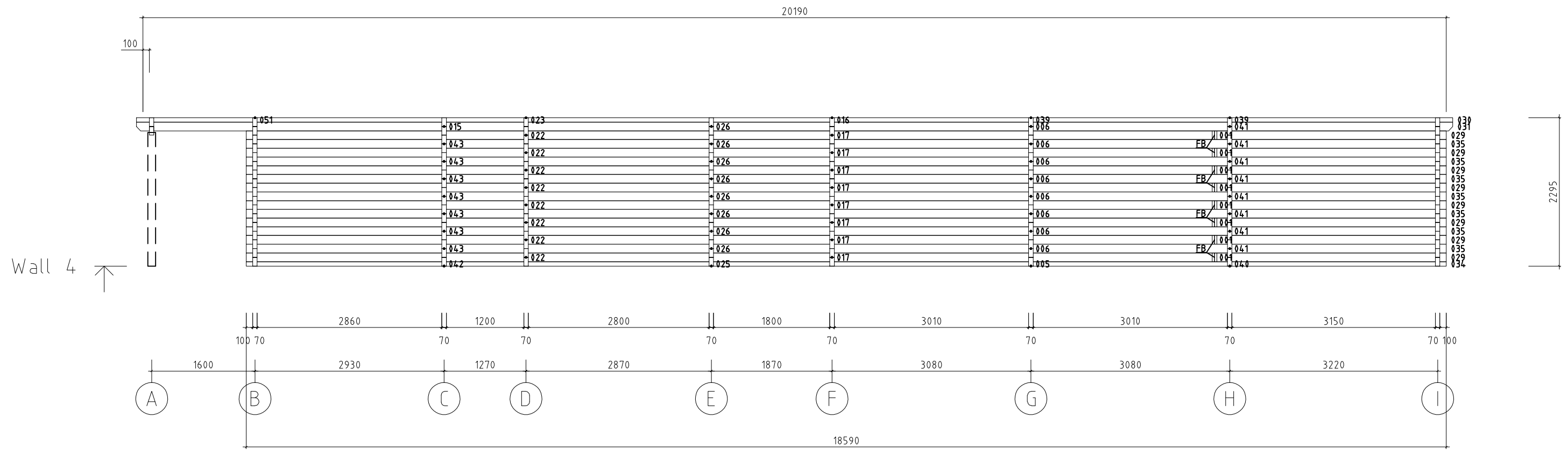


| | | | |
|-------------|----------|-------|------------|
| Code | Athy | Sheet | 13 |
| Drawing | Wall 2 | Scale | 1:100 |
| Material | 7.0x13.5 | Date | 14.03.2019 |
| Designed by | Tuindeco | File | Athy.dwg |

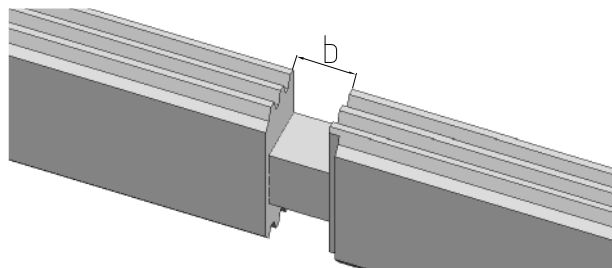
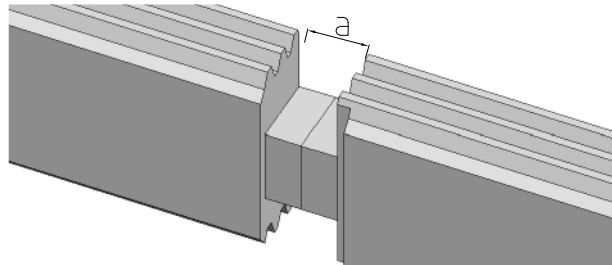
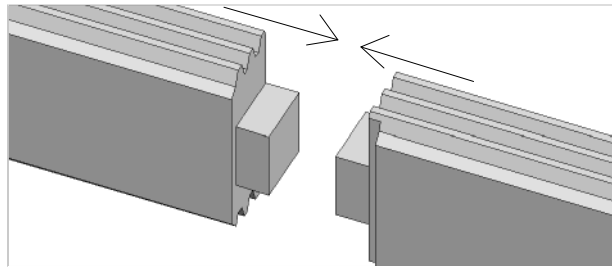
Wall 3



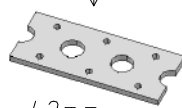
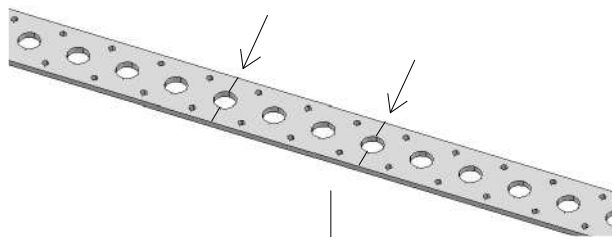
| | | | |
|-------------|----------|-------|------------|
| Code | Athy | Sheet | 14 |
| Drawing | Wall 3 | Scale | 1:100 |
| Material | 7.0x13.5 | Date | 14.03.2019 |
| Designed by | Tuindeco | File | Athy.dwg |



| | | | |
|-------------|----------|-------|------------|
| Code | Athy | Sheet | 15 |
| Drawing | Wall 4 | Scale | 1:100 |
| Material | 7.0x13.5 | Date | 14.03.2019 |
| Designed by | Tuindeco | File | Athy.dwg |

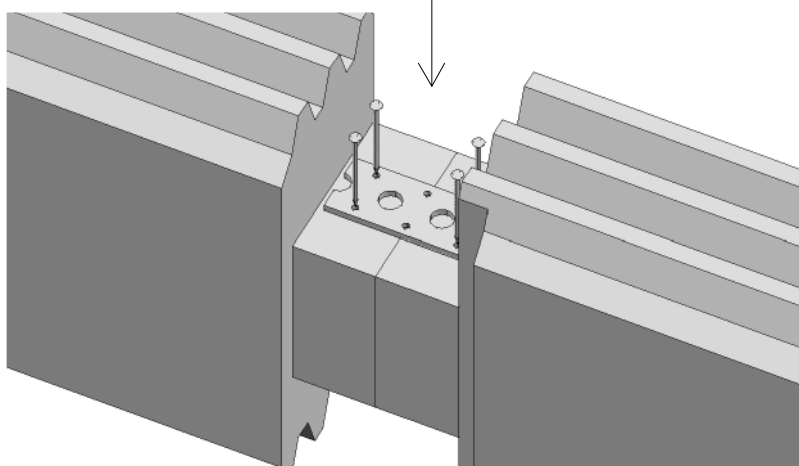


$a=b$

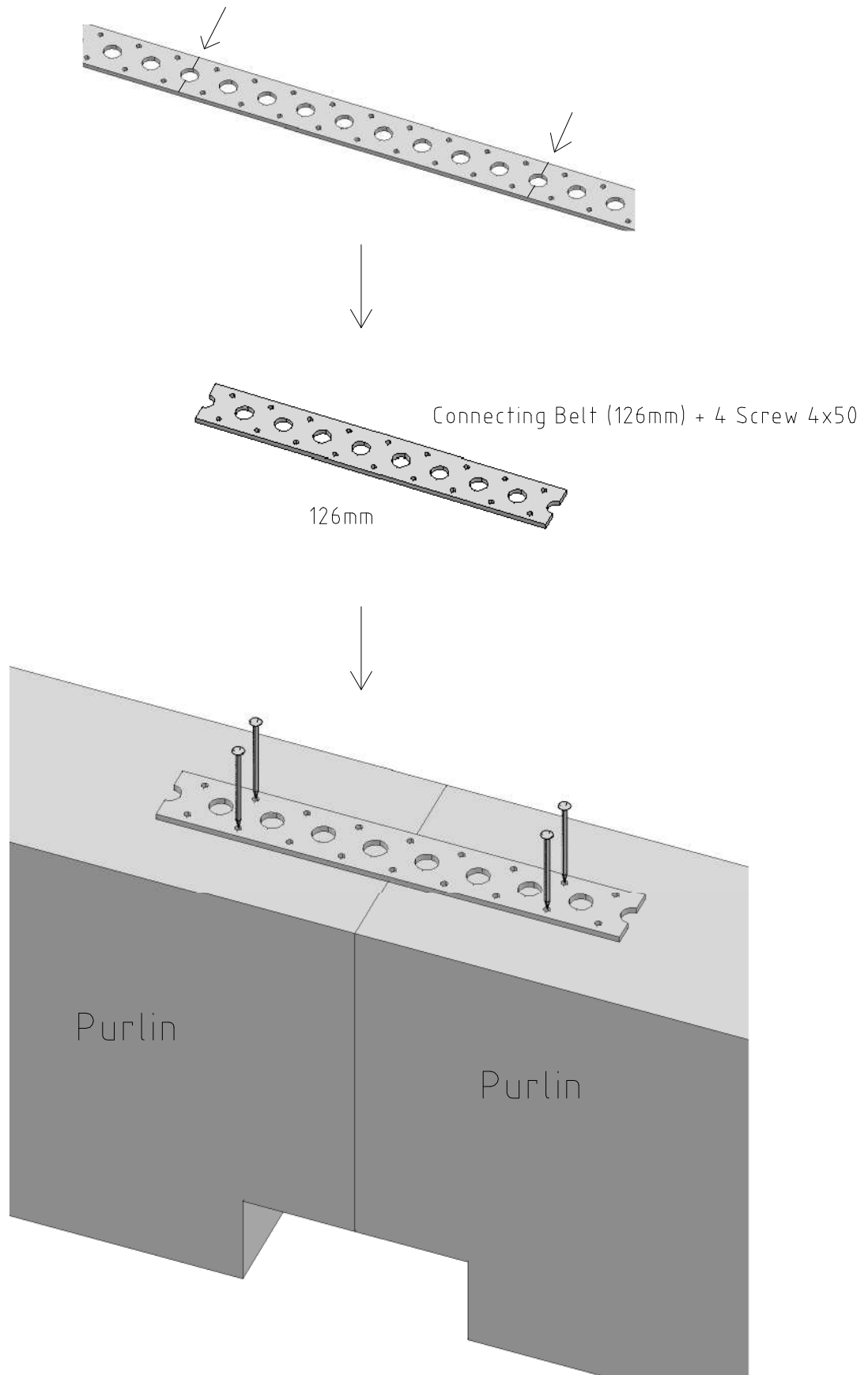


Connecting Belt (42mm) + 4 Screw 4x50

42mm



Wall beam (70) continuing with belt



Purlin (70) continuing with belt

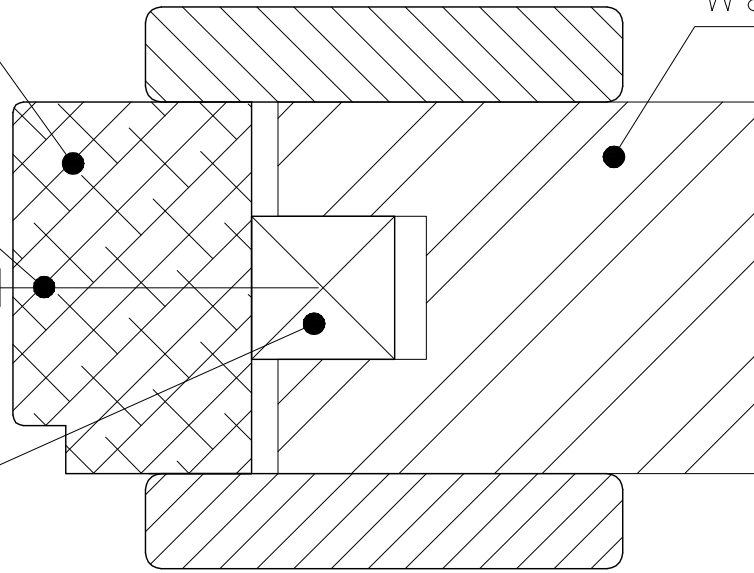
Window/Doorframe

Wall beam

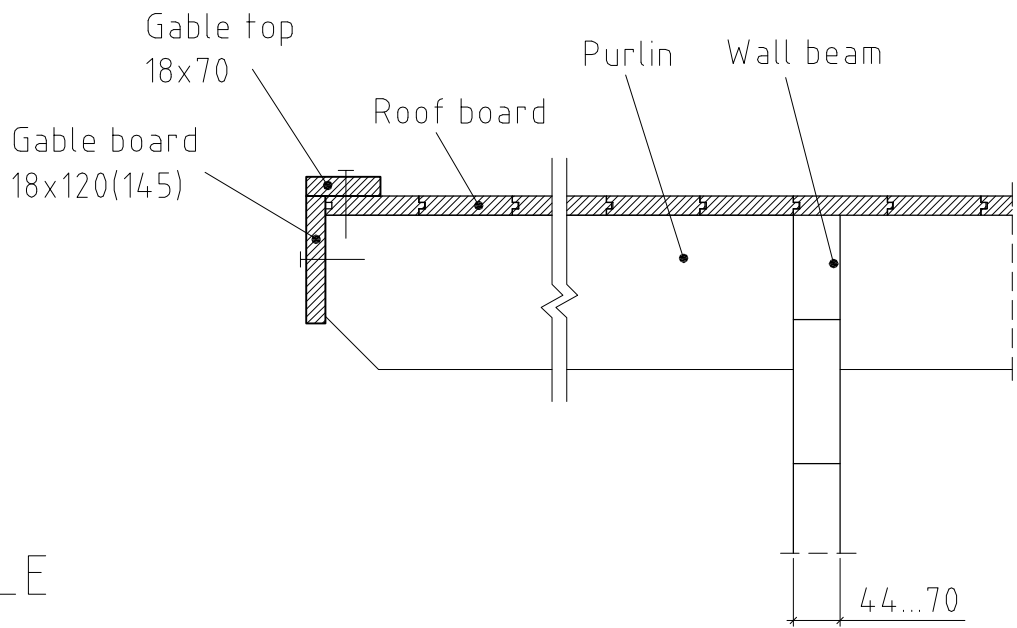
Screw 4x60

Sliding lath

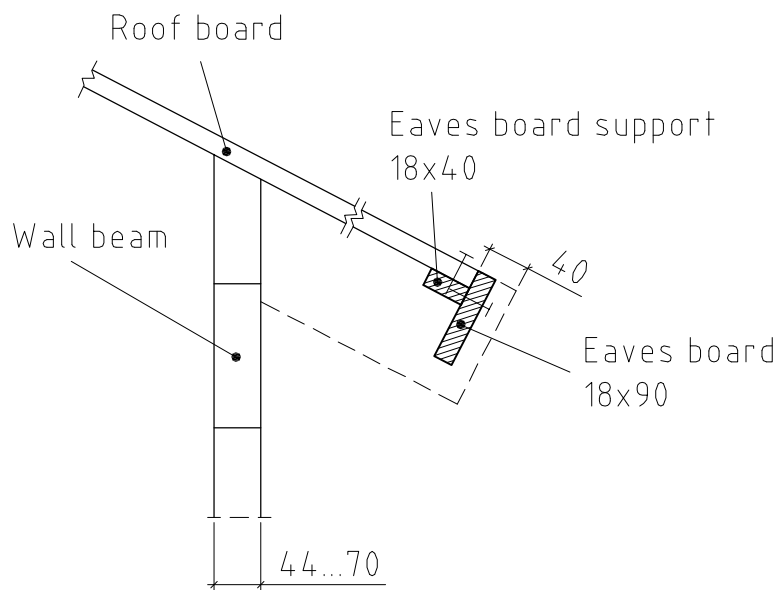
70



Window_Doorframe connection with wall beam



ROOF GABLE



ROOF EAVES

Assembling of roof periphery boards_5