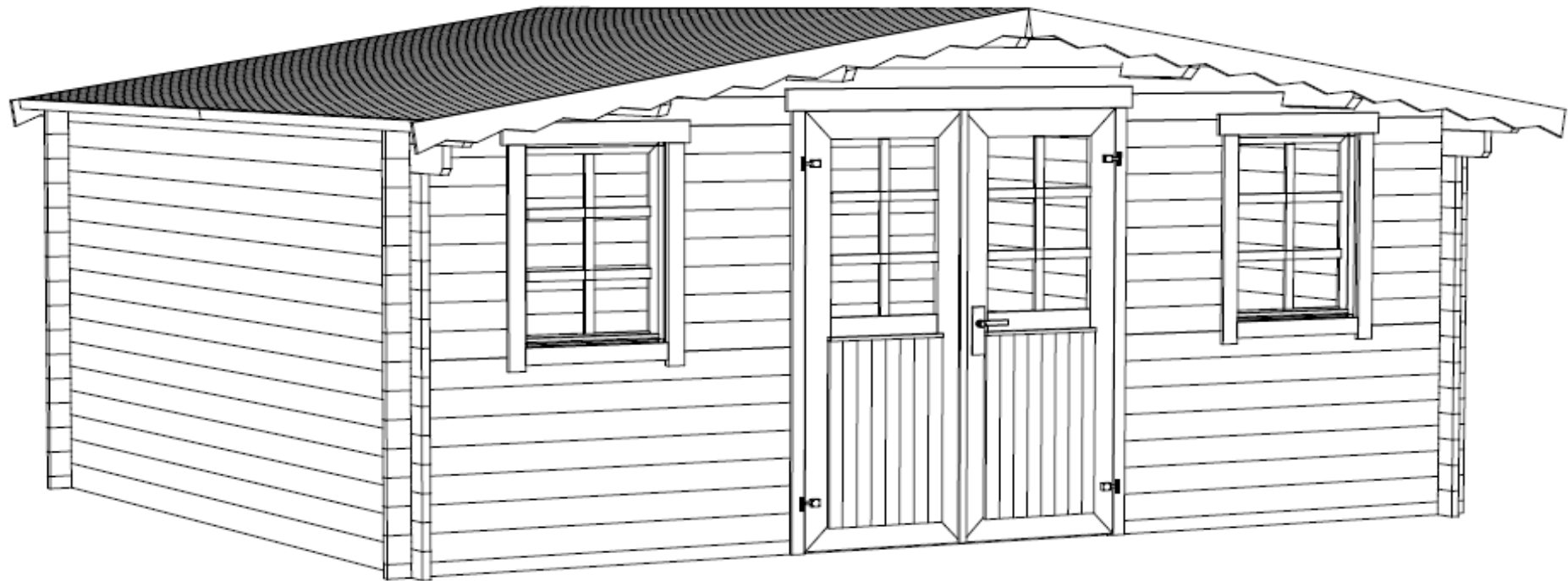


Art. Nr. 345899

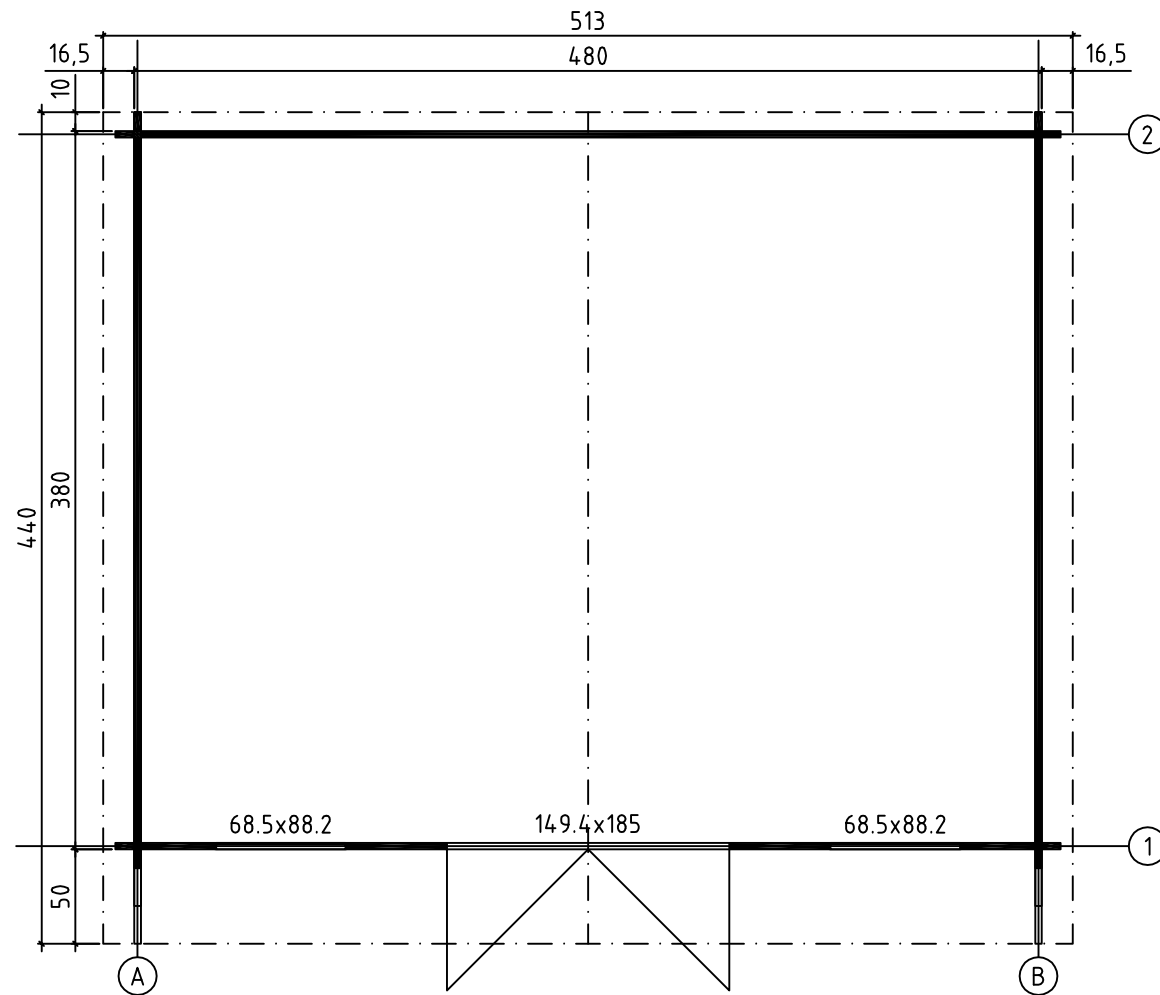
1/5



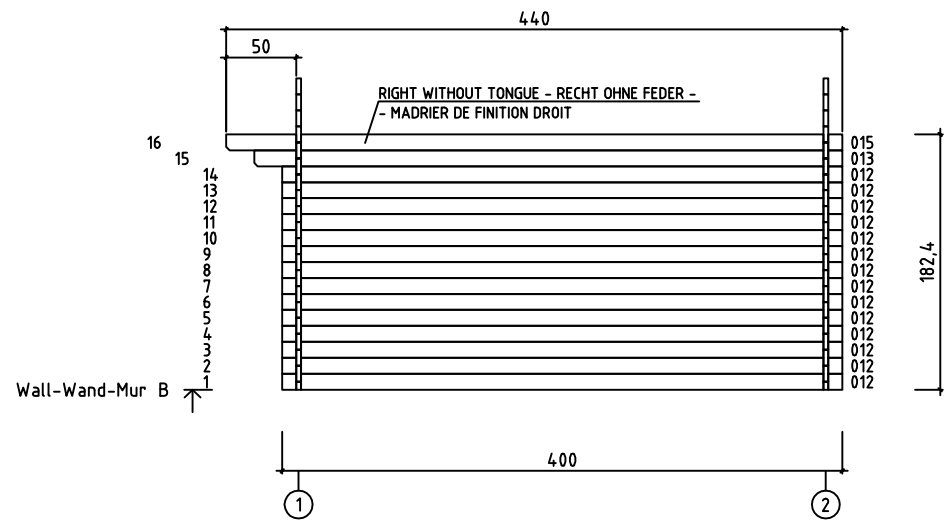
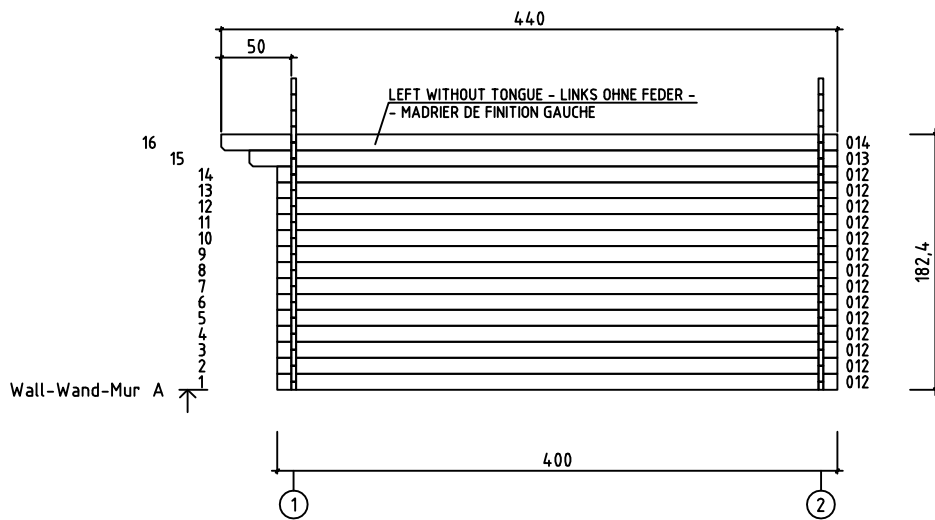
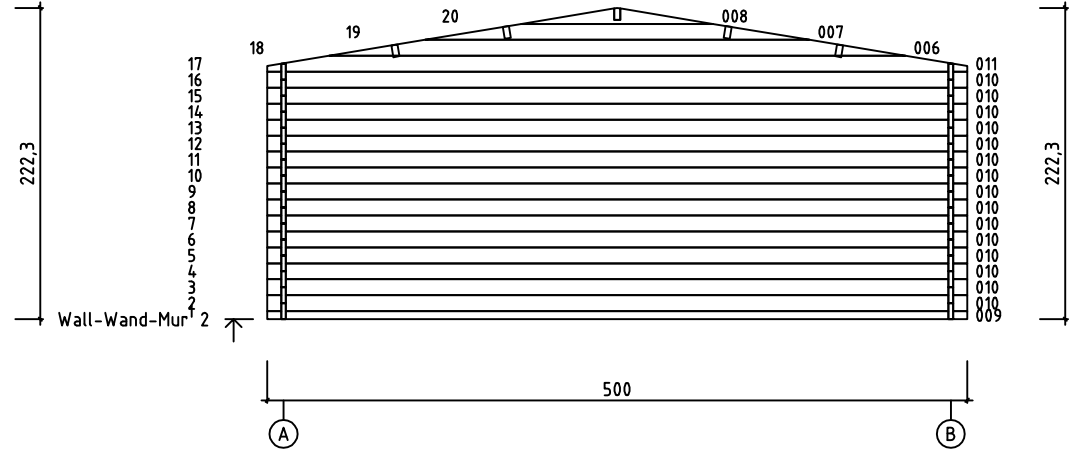
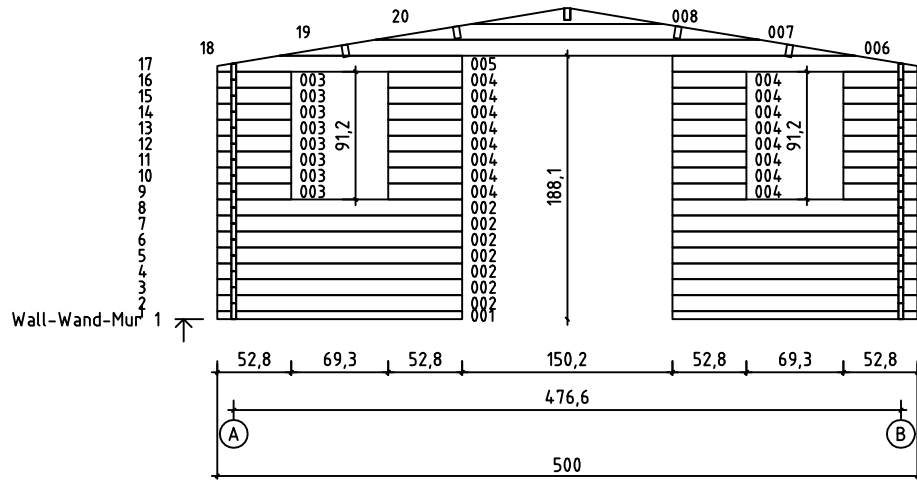
20.01.2014

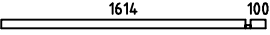
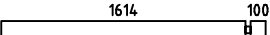


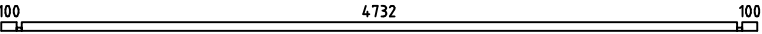
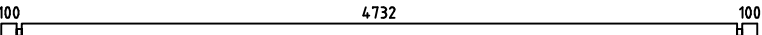
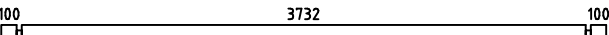
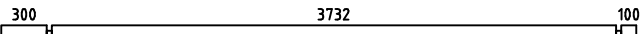
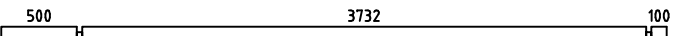
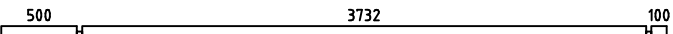
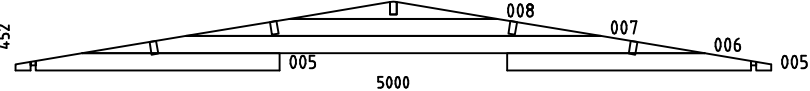
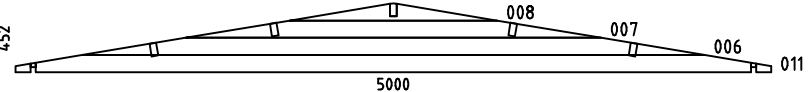
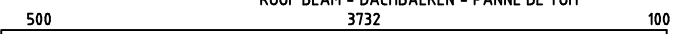
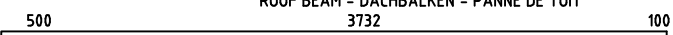









Art.Nr. 345899

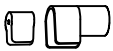
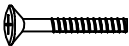
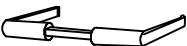
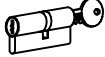





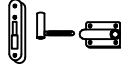

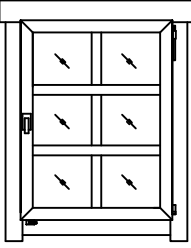
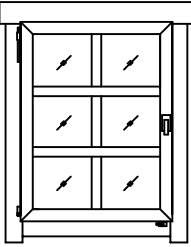

GROUNDPLAN - GRUNDPLAN - PLAN DE MASSE

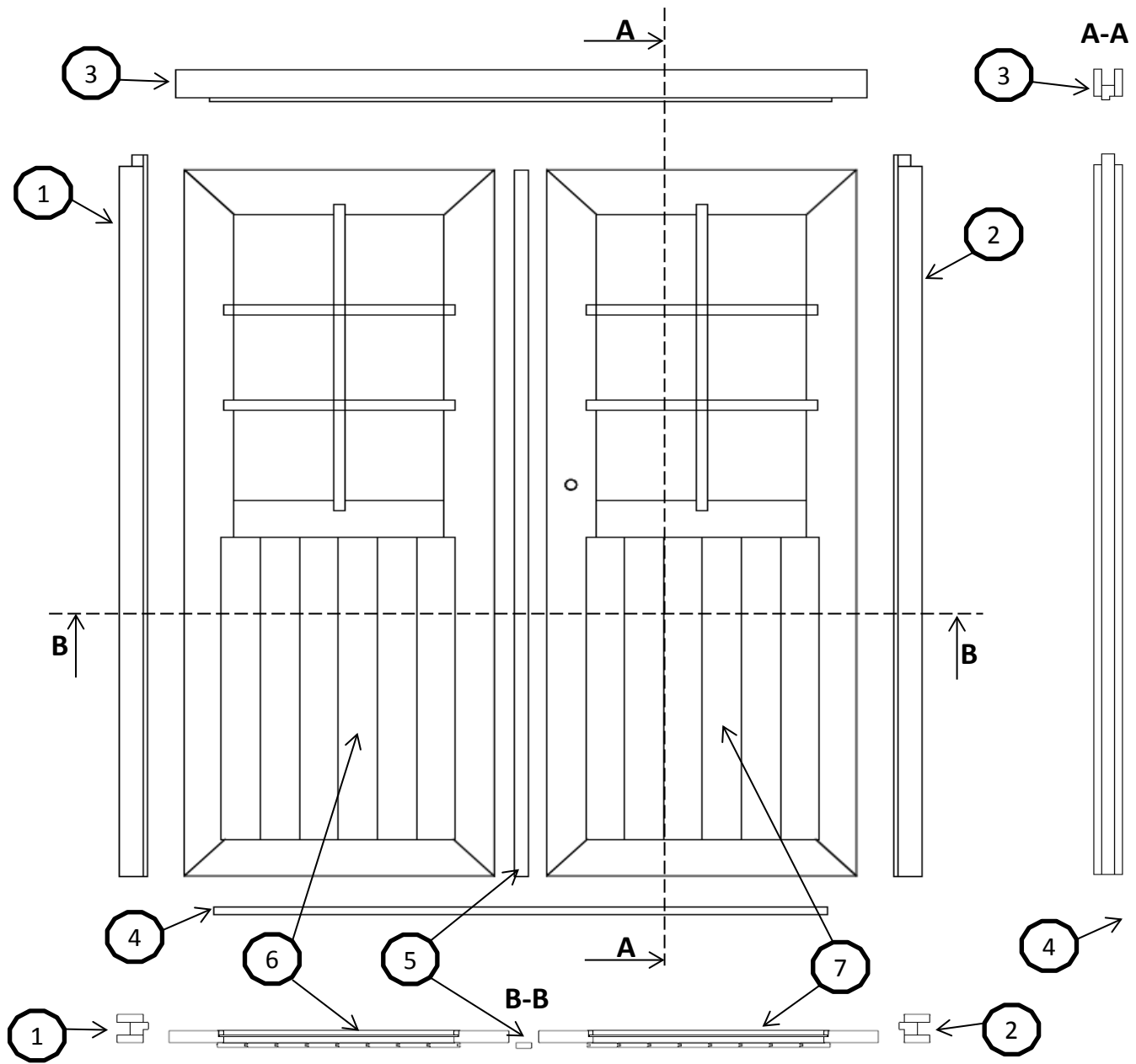


Art.Nr. 345899


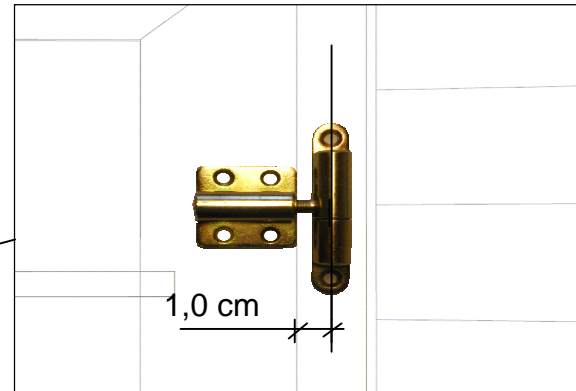
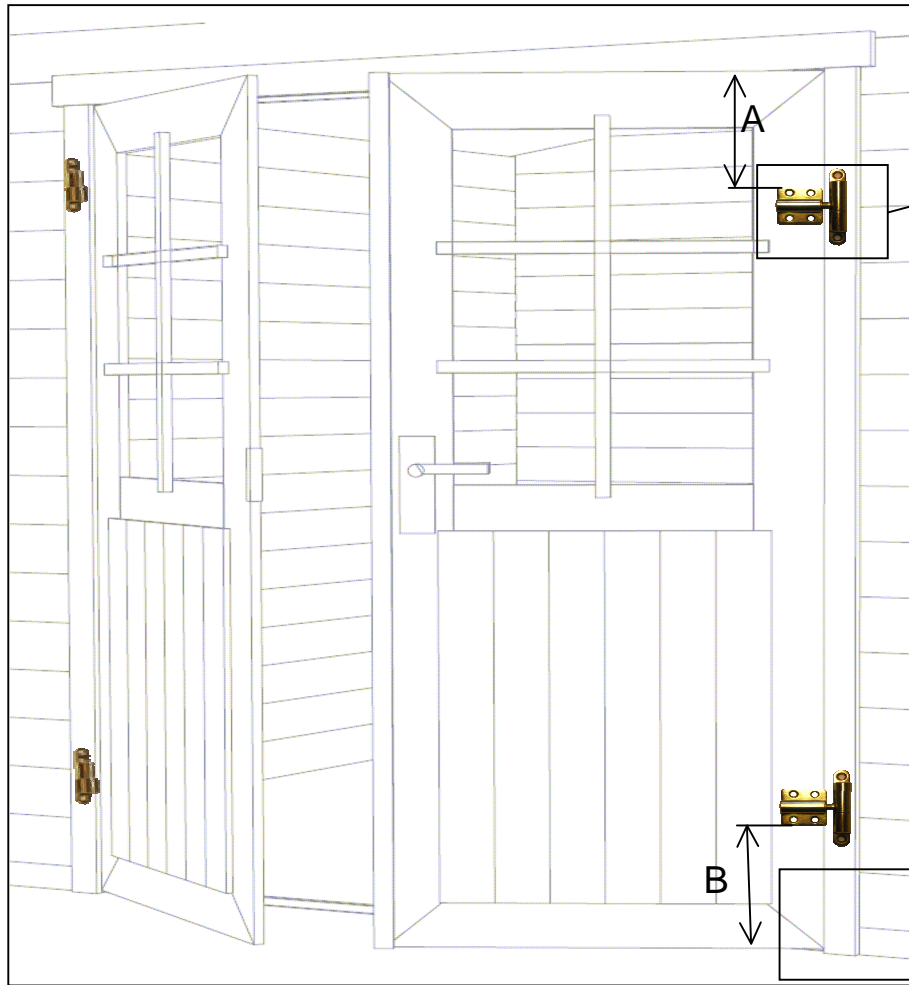


Pos	20.01.2014	Piecelist - Stücklist - Liste des composants Art.Nr. 345899	4/5	Q.	P. (mm)	L. (mm)
001				2	34x57	1748
002				14	34x114	1748
003				16	34x114	528
004				16	34x114	528
009				1	34x57	5000
010				15	34x114	5000
012				28	34x114	4000
013				2	34x114	4200
014				1	34x120	4400
015				1	34x120	4400
W1-1				1		
W2-1				1		
PR1		ROOF BEAM - DACHBALKEN - PANNE DE TOIT		1	44x140	4400
A-PR1		ROOF BEAM - DACHBALKEN - PANNE DE TOIT		4	44x140	4400
	ROOF BOARDS - DACHBRETTER - VOLIGES			98	90x15	2600
	GABLE MOULDING - GIEBELLEISTE - - PLANCHE DE RIVE			4	18x120	2650
	EAVES BOARD - TRAUFBRETT - BANDEAU DE TOIT			4	15x45	2200
	WINDOW HANDLE FITTINGS-FENSTERGRIFF - POIGNÉE D'OUVERTURE DE FENETRE			2		
	SCREW FOR FILLET - SCHRAUBE ZUR BEFESTIGUNG TÜRLEISTE - - VIS D'ASSEMBLAGE DU CADRE DE PORTE			5	3x30	
	SCREW FOR DOOR JAMB - SCHRAUBE FÜR TÜRRAHMEN - VIS DE FIXATION POUR MONTANT DE PORTE			2	5x90	
	DOOR HANDLE FITTINGS-TÜRGRIF - SET DE GARNITURES DE SERRURE DE PORTE			1		
	NAILS FOR WINDOW/DOOR CROSS SLOT STRAIGHT - NÄGEL FÜR FENSTER/TÜREN EINSENWAREN - POINTE POUR QUINCAILLERIE DE PORTES ET FENETRES			48	1.4x30	
	SCREW FOR DOOR JAMB - SCHRAUBE FÜR TÜRRAHMEN - VIS DE FIXATION POUR MONTANT DE PORTE			2	4x60	


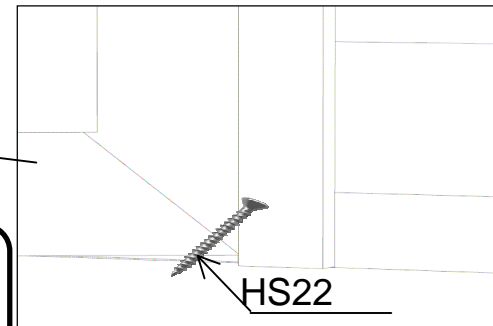
Pos	20.01.2014	Piecelist - Stücklist - Liste des composants Art.Nr. 345899	5/5	Q.	P. (mm)	L. (mm)
		WINDOW/DOOR CROSS SLOT STRAIGHT (PLASTIC) - FENSTER/TÜREN EINSENWAREN - QUINCAILLERIE POUR PORTES ET FENETRES		24		
		BOLT FOR WINDOW HANDLE FITTINGS - BOLZEN FÜR FENSTERGRIFF BESCHLAG - BOULON POUR POIGNÉE D'OUVERTURE DE FENETRE		4		
		DOOR HANDLE FITTINGS-TÜRGRIFF - GARNITURE DE POIGNÉE DE PORTE		1		
		CYLINDER - ZYLINDERSCHLOSS - CYLINDRE DE SERRURE		1	30/30	
HS22		SCREW FOR FIXING DOOR TO THE WALL - SCHRAUBE ZUR BEFESTIGUNG TÜR- ZARGE MIT WAND - VIS DE FIXATION DORMANT DE PORTE		2	3.5x50	
HS59		SCREW FOR DOORSTEP - SCHRAUBEN FÜR SWELLE - VIS DE FIXATION DU SEUIL DE PORTE		3	3x30	
		SCREW FOR FIXING BOLT HINGE - SCHRAUBE FÜR TÜRRIGEL - - VIS DE FIXATION POUR CHARNIÈRES ET GONDS DE PORTE		16	4x30	
		SCREW FOR FIXING BOLT HINGE - SCHRAUBE FÜR TÜRRIGEL - - VIS DE FIXATION POUR CHARNIÈRES ET GONDS DE PORTE		12	4x40	
		LATCH BOLT FÜR DOUBLE DOOR - TORRIEGEL - LOQUET POUR DOUBLE PORTE		2		
		MALE BOLT HINGE FOR DOOR - TÜRRIEGEL - PARTIE MALE DE CHARNIERE DE PORTE		4		
		HAMMER BLOCK - SCHLAGHOLZ - CALLE DE FRAPPE		1		
		WINDOW - FENSTER - FENETRE 685x882		AK.1.106.SSP.Pd	1	
		WINDOW - FENSTER - FENETRE 685x882		AK.1.106.SSV.Pd	1	
		DOOR - TÜR - PORTE 1494x1850		TUK.2.056.SVP.MXPG34	1	

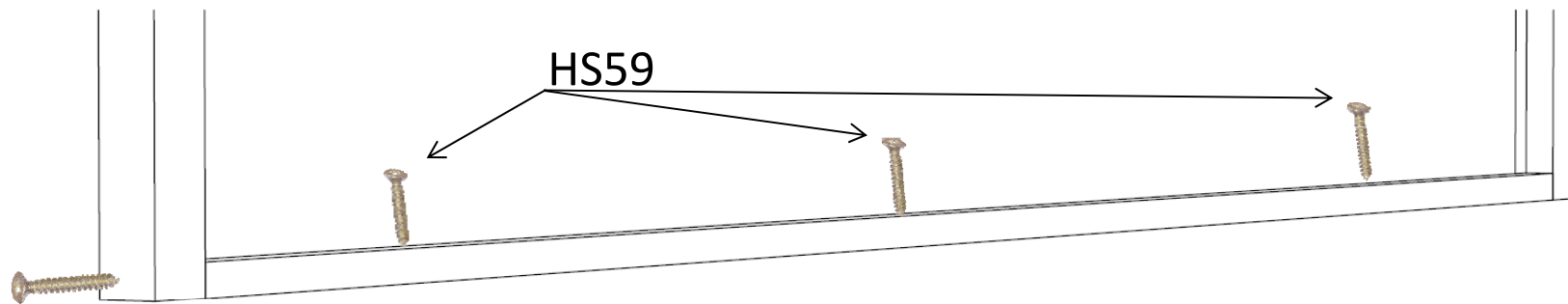


Pos.	Q.	Dimensions
1	1	72 mm, 65 mm
2	1	72 mm, 65 mm
3	1	72 mm, 100 mm
4	1	18 mm, 24 mm
5	1	13 mm, 32 mm
6	1	716 mm
7	1	716 mm





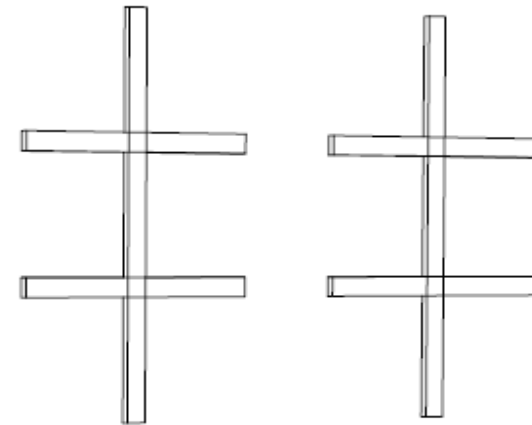
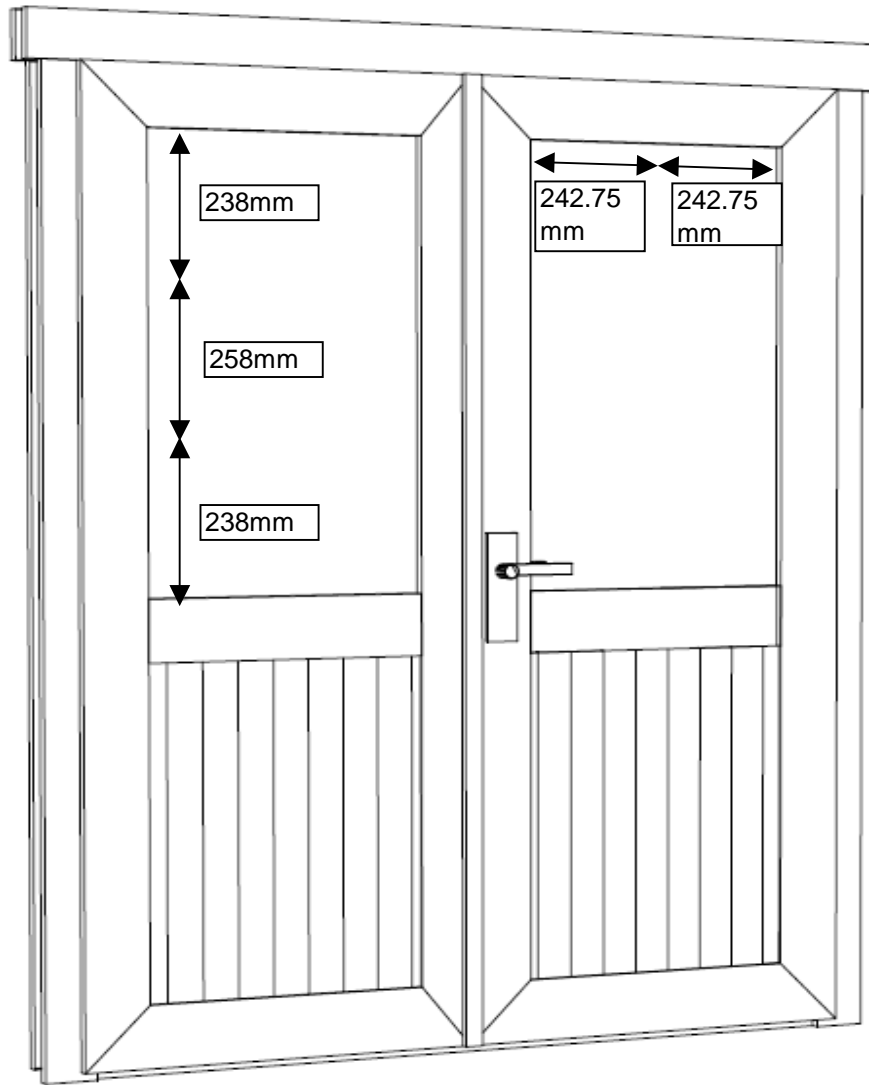
A=B= 210mm

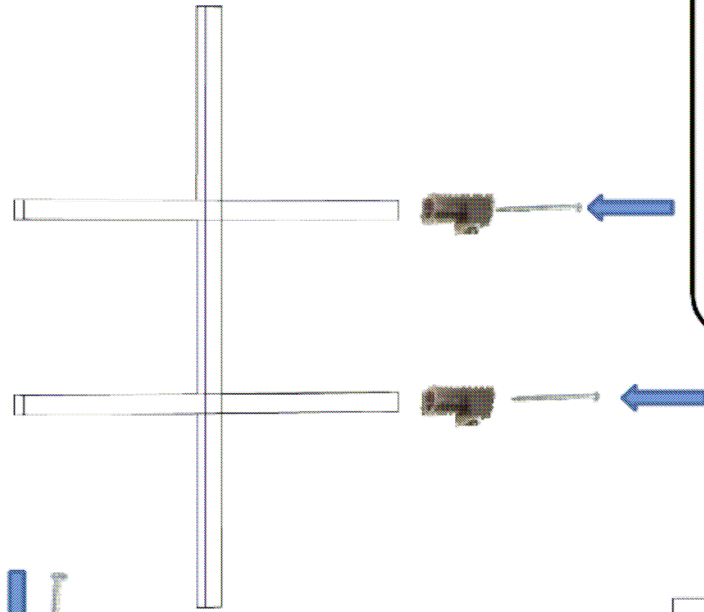
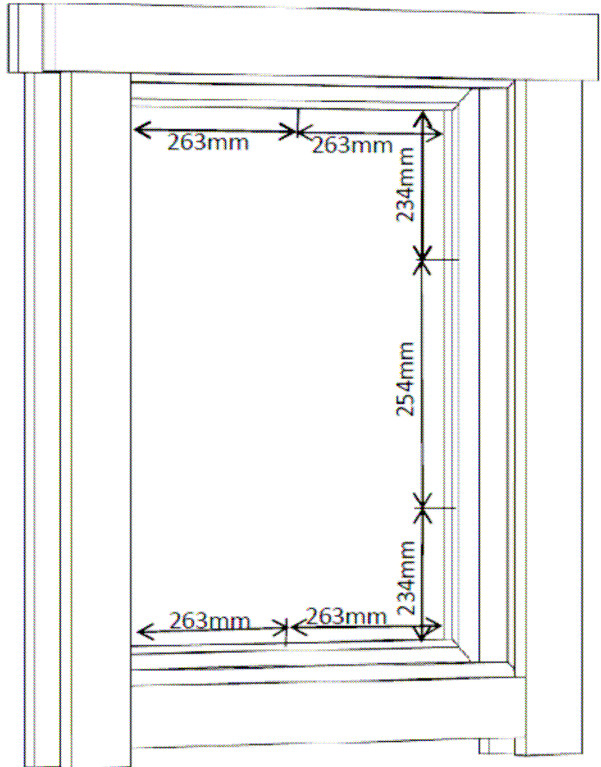







4,0x60mm







-  -6pcs
-  -6pcs
-  -12pcs

